

The name that built an industry™

# Cultured Stone® by Boral®

Spring 2016 Source Guide




Cultured Stone® by Boral®

# We know stone better than anyone.

As the ancient world was defined by its masons, the Modern Age will be defined by our masters. Cultured Stone® by Boral® is home to some of the finest master craftsmen and since 1962, we have built a rock-solid reputation as producers and purveyors of the world's finest manufactured stone veneer products in the industry.

Our masters craft each product from the highest quality materials, including the best textures, sizes and shapes of hand-picked natural stones. We also implement superior quality control measures in our manufacturing process. Our products undergo stringent third-party testing, which verifies durability, quality, reliability and consistency. All of this allows us to be one of few manufactured stone veneer manufacturers with ICC-Evaluation Service Approval.

A man in a denim jacket and blue pants leans against a Toyota forklift in a warehouse. The background is filled with large, V-shaped stone pallets. To the right, two women stand near a wooden pallet staircase. One woman wears a white blouse and a long grey skirt, while the other wears a dark blazer and black boots, holding a clipboard.

Home. It's a place defined by both the materials used to build it and the people living inside of it. The Brown brothers were onto something when they went into business together more than half a century ago. They knew then, as we do today, that establishing meaningful relationships with the people working by your side can only elevate and improve upon the work you do together.

Balancing the personal with the professional, our colleagues' deep respect and admiration for one another's craft is evident in the work they produce together. The people who call Boral® home are very much a family—if not by direct relationship, then by a genuine shared camaraderie.

# The culture behind Cultured Stone.®

Arturo Gonzalez-Topete, Warehouse Forklift Operator, 21 years  
Patricia Gonzalez, Production Forklift Driver, 18 years  
Maribel Curiel, Production Forklift Driver, 19 years

Cultured Stone® by Boral®

# The art of renewal.

We strive to meet today's building needs without compromising the future. Cultured Stone® veneers are designed to not only beautify spaces but also take care of our shared environment along the way. To that end, our closed-loop recycling system allows us to reuse water during manufacturing, which proves especially important in California's drought-prone environment. We also incorporate a minimum of 54 percent pre-consumer waste stream material into our Cultured Stone®

veneer products. Since 2009, we have reduced landfill waste by 80 percent per ton of product produced.


Our commitment to thinking and building green has also led us to meet the indoor air quality standards of the GREENGUARD Environmental Institute and GREENGUARD Gold. In addition, Cultured Stone® veneer is a NGBS Green Certified Product.



The GREENGUARD INDOOR AIR QUALITY CERTIFIED Mark is a registered certification mark used under license through the GREENGUARD Environmental Institute.

Cultured Stone® by Boral®

Spring 2016 Source Guide



# From Chester to Napa. (And everywhere in between.)

While the heart of Cultured Stone® by Boral®'s operations can be found in Roswell, Georgia, the lungs that breathe life into our work can be found in our two plants. Strategic locations in Napa, California, and Chester, South Carolina, have allowed us to create one of the largest distribution footprints in the US and Canada and globally into Europe, Asia and Australia. For the builders who rely on easy access to our materials, this convenient presence provides an invaluable resource.

The skilled hands of our masters at both plants make it possible for Boral to offer quality stone products that are proudly made in America.

## 2016 New Product



Dark Ridge™  
Pro-Fit® Alpine Ledgestone

### Dark Ridge™ Pro-Fit® Alpine Ledgestone

Equally at home in rustic and modern designs, Pro-Fit® Alpine Ledgestone provides a versatile look that's also easy-to-install. Derived from the immensely popular Black Rundle color, Dark Ridge™ is a subtle blend of black & charcoal tones and is an ideal finish for both commercial and residential projects.



Wolf Creek® Dressed Fieldstone



Sevilla™ Country Ledgestone



Aspen Dressed Fieldstone



Hudson Bay Country Ledgestone

## A first impression set in stone.

Remember how you felt the first time you walked into your dream home? That excitement and pride never goes away when you enhance the exterior of your home with our Cultured Stone® veneers. Whether pulling into your driveway or catching a parting glimpse in the rearview mirror, the character and charm of a Cultured Stone exterior makes a bold and lasting impression. Realtors call it “curb appeal.” You’ll call it utter perfection.

# Country LedgeStone

HEIGHT	LENGTH	THICKNESS	CORNER RETURNS
1 1/2" - 6 1/2"	4 1/4" - 22"	1 1/8" - 2 3/8"	4" - 12"



**Aspen Country LedgeStone**  
*tight-fitted mortar joints*



**Ashfall Country LedgeStone** *tight-fitted mortar joints*



**Grand Mesa Country LedgeStone** *1/2" mortar joints*



**Hudson Bay® Country LedgeStone**  
*tight-fitted mortar joints*



**Mojave Country LedgeStone** *tight-fitted mortar joints*



**Black Rundle Country LedgeStone** *1/2" mortar joints*



**Bucks County Country LedgeStone** *tight-fitted mortar joints*



**Caramel Country LedgeStone**  
*1/2" mortar joints*



**Red Rock Country LedgeStone**  
*1/2" mortar joints*



**Sevilla™ Country LedgeStone** *tight-fitted mortar joints*



**Skyline Country LedgeStone** *tight-fitted mortar joints*



**Chardonnay Country LedgeStone**  
*tight-fitted mortar joints*



**Echo Ridge® Country LedgeStone** *1/2" mortar joints*



**Eucalyptus Country LedgeStone** *1/2" mortar joints*



**White Oak Country LedgeStone** *1/2" mortar joints*



**Wolf Creek® Country LedgeStone**  
*tight-fitted mortar joints*



**Umber Creek Country LedgeStone** *1/2" mortar joints*



# Southern LedgeStone

HEIGHT	LENGTH	THICKNESS	CORNER RETURNS
1/2" - 6"	4" - 20"	1" - 2 5/8"	4" - 12"



## Dressed Fieldstone

HEIGHT	LENGTH	THICKNESS	CORNER RETURNS
2 1/2" - 14"	4" - 22"	1 1/4" - 2 5/8"	4" - 12"



Aspen Dressed Fieldstone 1/2" mortar joints



Bucks County Dressed Fieldstone 1/2" mortar joints



Chardonnay Dressed Fieldstone 1/2" mortar joints



Echo Ridge® Dressed Fieldstone  
1/2" mortar joints



Sevilla™ Dressed Fieldstone 1/2" mortar joints



Wolf Creek® Dressed Fieldstone  
1/2" mortar joints



Aspen Country Ledge Stone/Dressed Fieldstone blend

Blend to mix, match and mesmerize.

The menu of color choices in our Country Ledge Stone and Southern Ledge Stone textures were made to pair beautifully with our Dressed Fieldstone. The resulting blends—in whatever proportion you deem perfect—create something truly enticing that accentuates any setting or surface. Better still, they were all thoughtfully designed to complement everything from stucco and brick to wood and vinyl.



Aspen Country Ledge Stone



Aspen Dressed Fieldstone

Old Country  
Fieldstone

HEIGHT	LENGTH	THICKNESS	CORNER RETURNS
1 1/2" - 10"	4" - 16 1/2"	1" - 2 5/8"	4" - 12"



**Chardonay Old Country Fieldstone** 1/2" mortar joints

Del Mare  
Ledgestone®

HEIGHT	LENGTH	THICKNESS	CORNER RETURNS
1" - 9 1/4"	4 1/2" - 16"	3/4" - 1 3/4"	4" - 12"



**Black Isle™ Del Mare Ledgestone®** tight-fitted mortar joints



**Coastal Fog** 1/2" mortar joints



**Echo Ridge® Old Country Fieldstone** 1/2" mortar joints



**Burnt Ochre Del Mare Ledgestone®** 1/2" mortar joints



**Summit Peak** 1/2" mortar joints



**Tudor Old Country Fieldstone** tight-fitted mortar joints



**Palermo Del Mare Ledgestone®** 1/2" mortar joints

## Celebrating the spaces in between.

While our gorgeous Cultured Stone® veneers tend to be the center of attention, it's often the grouting styles in between that can really make a difference. Creating the right mortar joint for a project is a matter of choosing not only the perfect color, but also the right width—a choice that naturally affects the total square footage. And while a standard mortar joint is typically 1/2" in width, some stone textures allow for a dry stacked, tight-fitted joint to achieve a clean, tailored appearance.



Sevilla™ Country Ledgestone  
Tight-Fitted Mortar Joints



Echo Ridge® Old Country Fieldstone  
1/2" Mortar Joints



Umber Creek Ancient Villa Ledgestone™  
Overgrouted Mortar Joints



Chianti Ancient Villa Ledgestone™ 1/2" mortar joints

## Ancient Villa Ledgestone™

HEIGHT	LENGTH	THICKNESS	CORNER RETURNS
2" – 12"	5" – 16"	1 1/4" – 1 3/4"	4" – 12"



Palisades Ancient Villa Ledgestone™ 1/2" mortar joints



Sevilla™ Ancient Villa Ledgestone™ 1/2" mortar joints



Siena Ancient Villa Ledgestone™ 1/2" mortar joints



Solstice Ancient Villa Ledgestone™  
1/2" mortar joints



Umber Creek Ancient Villa Ledgestone™  
Overgrouted Mortar Joints

# A past remembered. A future imagined.

Historically, artisan stonework has been used to dramatically define indoor settings—from prominent stacked-stone hearths to meticulously crafted mosaic floors. With Cultured Stone® veneers, an exciting new era comes to life inside the home with cleverly designed interior creations that transform simple backsplashes, accent walls, columns and fireplaces into stunning works of timeless art.



# Cobblefield®

HEIGHT	LENGTH	THICKNESS	CORNER RETURNS
2" - 8"	4" - 20"	1" - 2 5/8"	3" - 12"



**Chardonnay Cobblefield®** 1/2" mortar joints



**Desert Blend® Cobblefield®** 1/2" mortar joints



**Bucks County Limestone** 1/2" mortar joints

# Limestone

HEIGHT	LENGTH	THICKNESS	CORNER RETURNS
1 1/4" - 6"	4" - 16 3/4"	1 1/2" - 2 5/8"	4" - 11"



**Echo Ridge® Cobblefield®** 1/2" mortar joints



**Gray Cobblefield®** 1/2" mortar joints



**Chardonnay Limestone** 1/2" mortar joints



**Golden Buckeye Limestone** 1/2" mortar joints



**San Francisco Cobblefield®** 1/2" mortar joints



**Texas Cream Cobblefield®** 1/2" mortar joints



**Suede Limestone** 1/2" mortar joints



Bucks County Dressed Fieldstone



Fog Southern Ledgestone



Hudson Bay® Southern Ledgestone

## Fall in love with outdoor living.

If home is where the heart is, your outdoor space is where the real love affair is waiting to unfold. Think of it — a canvas of possibilities waiting to be designed and enjoyed with a gorgeous stone fireplace, a dramatic fountain or even an entire outdoor room. With Cultured Stone® veneers serving as the backdrop, even the simplest outdoor activities become unforgettable moments all day long and deep into a moonlit night.

Pro-Fit® Alpine  
Ledgestone

HEIGHT	LENGTH	THICKNESS	CORNER RETURNS
4"	8", 12", 20"	3/4" - 2 1/4"	4", 8", 12"





Pro-Fit®  
LedgeStone

HEIGHT	LENGTH	THICKNESS	CORNER RETURNS
4"	8", 12", 20"	1/2" - 1 1/2"	4", 8", 12"



Autumn Pro-Fit® LedgeStone *tight-fitted mortar joints*



Gray Pro-Fit® LedgeStone *tight-fitted mortar joints*



Mojave Pro-Fit® LedgeStone *tight-fitted mortar joints*



Platinum Pro-Fit® LedgeStone *tight-fitted mortar joints*



Shale Pro-Fit® LedgeStone *tight-fitted mortar joints*



Southwest Blend Pro-Fit® LedgeStone *tight-fitted mortar joints*



Southwest Blend Pro-Fit® LedgeStone

## Cast-Fit®

	HEIGHT	LENGTH	THICKNESS	CORNER RETURNS
8" x 16"	7 5/8"	15 5/8"	1 1/2"	N/A
12" x 24"	11 5/8"	23 5/8"	1 1/2"	N/A



**French Gray™ Cast-Fit®** 1/2" mortar joints (12" x 24" shown)



**Parchment™ Cast-Fit®** 1/2" mortar joints (8" x 16" shown)

## Coral Stone

HEIGHT	LENGTH	THICKNESS	CORNER RETURNS
4" - 12"	4" - 16"	1" - 1 1/4"	2 1/2" - 8 1/2"



**Fossil Reef Coral Stone** 1/2" mortar joints



**Bucks County European Castle Stone** tight-fitted mortar joints



**Chardonnay European Castle Stone** tight-fitted mortar joints



**Bucks County Rockface** 1/2" mortar joints

## European Castle Stone

HEIGHT	LENGTH	THICKNESS	CORNER RETURNS
2" - 12"	4" - 16"	1 3/8" - 1 5/8"	4" - 12"

## Rockface

HEIGHT	LENGTH	THICKNESS	CORNER RETURNS
4" - 12"	4" - 16"	1" - 2 5/8"	7" - 11 3/4"

## Drystack Ledgestone

HEIGHT	LENGTH	THICKNESS	CORNER RETURNS
1" - 4"	4" - 16"	1 1/2" - 2 5/8"	2" - 10"



**Chardonnay Drystack Ledgestone** *tight-fitted mortar joints*



**Earth Blend River Rock** *1/2" mortar joints*

## River Rock

HEIGHT	LENGTH	THICKNESS	CORNER RETURNS
2" - 14"	2" - 14"	1" - 2 5/8"	3" - 12"



**Suede Drystack Ledgestone** *tight-fitted mortar joints*




**Lake Tahoe River Rock** *1/2" mortar joints*



**Lakeshore River Rock** *1/2" mortar joints*



**Spring Stream Stone** *1/2" mortar joints*




**Summer Stream Stone** *tight-fitted mortar joints*

## Stream Stone

HEIGHT	LENGTH	THICKNESS	CORNER RETURNS
2" - 12"	2" - 12"	1 1/2" - 3 1/2"	4" - 9 1/4"



High Desert Used Brick



Antique Red Used Brick 1/2" mortar joints

Cultured Brick®  
Veneer

	HEIGHT	LENGTH	THICKNESS	CORNER RETURNS
Used Brick	2 3/8" - 2 5/8"	7 7/8" - 8 1/8"	3/4"	4", 8"
Handmade Brick	2 3/4"	8 3/16"	3/4"	3 5/8", 8 1/4"



Moroccan Sand Handmade Brick 1/2" mortar joints



High Desert Used Brick 1/2" mortar joints



Rustic Manor Handmade Brick 1/2" mortar joints

## Creating the ultimate impulse buy.

Today's savvy consumer wants more than a product when they're out shopping—they also want a memorable experience. With Cultured Stone® veneers, a storefront, restaurant or hotel is sending a subtle but significant message about what their patrons can expect the moment they step inside. From chic and sophisticated to warm and inviting, Cultured Stone® exteriors communicate just how special the interior experience will be.



Caramel Country LedgeStone



Antique Red Used Brick



12" x 24" Parchment Cast-Fit®  
Parchment Cast-Fit® Watertable/Sill

Cultured Stone® by Boral®

## Architectural Stone Trim

In a luxury car, it's the fit and finish that communicates the careful attention to detail one expects from a well-appointed vehicle. And so it goes with the architectural stone trims offered in our Cultured Stone® veneer portfolio—meticulously crafted hearthstones, capstones, keystones and more. After all, even the smallest trim piece used to finish a home's many surfaces can play an indispensable role in the larger narrative waiting to unfold.



**Electrical Box\* Stone Veneer: Single Receptacle**  
shown in Mocha  
6" x 8" x 1 3/4"

**Electrical Box\* Stone Veneer: Standard Light Fixture**  
shown in Gray  
8" x 10" x 1 3/4"

**Electrical Box\* Stone Veneer: Large Light Fixture**  
shown in Gray  
9 1/2" x 15" x 1 3/4"



**24" x 24" Flagstone Pier Cap\*\*\***  
shown in Champagne  
Also available in 32" x 32"  
2 1/2" - 4 1/2" thickness at peak



**10" x 20" Flat Textured Capstone\*\*\***  
shown in Champagne  
Also available in 12" x 20" x 2"



**Keystone**  
shown in Taupe  
5 1/2" x 8" x 10" x 1 7/8"



**Trim Stone**  
shown in Gray  
6" x 8" x 1 7/8"



**Tuscan Lintel**  
shown in Mocha  
6" x 22" x 2 5/8"



**12" x 20" Flagstone Sloped Wall Cap\*\*\***  
shown in Gray  
Also available in 16" x 20"  
2" - 2 3/4" thickness at peak



**Hearthstone**  
shown in Marsh  
19" x 20" x 1 3/4"




**Watertable/Sill**  
shown in Taupe  
2 1/2" x 18" x 3"



**Cast-Fit® Watertable/Sill\*\***  
shown in French Gray™  
2 1/2" x 18" x 3"



Taupe Tuscan Lintels and Taupe Electrical Box with Echo Ridge® Country Ledgestone



Parchment Cast-Fit® Watertable/Sill with 12" x 24" Parchment Cast-Fit®

### Trim and Capstone colors



### Hearthstone colors



**Dimensions listed are nominal. Please check the actual product size to ensure the right fit for your application.**  
\*Electrical Box Stones available in Gray, Mocha and Taupe only.  
\*\*Cast-Fit™ Watertable/Sill available in French Gray™ and Parchment™ only.  
\*\*\*Capstones available in Champagne, Gray, Mocha and Taupe only.  
†Nightfall™ is available for the Watertable/Sill and Hearthstone.  
Other products shown available in all four colors.  
**Note:** Flat Textured Capstones can be used for fireplace hearths.

**Note:** Hearthstones not suitable for foot traffic.

## Stone Veneer Dimensions\*

	HEIGHT	LENGTH	THICKNESS	CORNER RETURNS	PAGE
<b>ASHLAR</b>					
CAST-FIT® 8" x 16"	7 5/8"	15 5/8"	1 1/2"	N/A	41
CAST-FIT® 12" x 24"	11 5/8"	23 5/8"	1 1/2"	N/A	41
<b>BRICK</b>					
USED BRICK	2 3/8" – 2 5/8"	7 7/8" – 8 1/8"	3/4"	4", 8"	45
HANDMADE CULTURED BRICK®	2 3/4"	8 3/16"	3/4"	3 5/8", 8 1/4"	45
<b>FIELD</b>					
DRESSED FIELDSTONE	2 1/2" – 14"	4" – 22"	1 1/4" – 2 5/8"	4" – 12"	22
OLD COUNTRY FIELDSTONE	1 1/2" – 10"	4" – 16 1/2"	1" – 2 5/8"	4" – 12"	24
SPLIT FACE	4" – 18"	4" – 18"	1" – 2 5/8"	4" – 12"	43
<b>LEDGE</b>					
COUNTRY LEDGESTONE	11/2" – 6 1/2"	4 1/4" – 22"	1 1/8" – 2 3/8"	4" – 12"	18, 19
DRystack LEDGESTONE	1" – 4"	4" – 16"	1 1/2" – 2 5/8"	2" – 10"	33
PRO-FIT® ALPINE LEDGESTONE	4"	8", 12", 20"	3/4" – 2 1/4"	4", 8", 12"	34, 35
PRO-FIT® LEDGESTONE	4"	8", 12", 20"	1/2" – 1 1/2"	4", 8", 12"	36
<b>RANDOM ASHLAR</b>					
COBBLEFIELD®	2" – 8"	4" – 20"	1" – 2 5/8"	3" – 12"	30
CORAL STONE	4" – 12"	4" – 16"	1" – 1 1/4"	2 1/2" – 8 1/2"	41
EUROPEAN CASTLE STONE	2" – 12"	4" – 16"	1 3/8" – 1 5/8"	4" – 12"	40
LIMESTONE	1 1/4" – 6"	4" – 16 3/4"	1 1/2" – 2 5/8"	4" – 11"	31
ROCKFACE	4" – 12"	4" – 16"	1" – 2 5/8"	7" – 11 3/4"	40
<b>ROUNDED</b>					
RIVER ROCK	2" – 14"	2" – 14"	1" – 2 5/8"	3" – 12"	42
STREAM STONE	2" – 12"	2" – 12"	1 1/2" – 3 1/2"	4" – 9 1/4"	43
<b>RUBBLE</b>					
ANCIENT VILLA LEDGESTONE™	2" – 12"	5" – 16"	1 1/4" – 1 3/4"	4" – 12"	27
DEL MARE LEDGESTONE®	1" – 9 1/4"	4 1/2" – 16"	3/4" – 1 3/4"	4" – 12"	25
SOUTHERN LEDGESTONE	1/2" – 6"	4" – 20"	1" – 2 5/8"	4" – 12"	20, 21

\* These are all nominal dimensions and ranges. Actual dimensions may vary.

## Coordinating Color Guide

We've designed our architectural accents to complement our textures and colors beautifully. Use the chart below as a guide to selecting the architectural accents that best harmonize with the Cultured Stone® by Boral® veneer products you have chosen.

	ACCESSORIES	HEARTHSTONES		ACCESSORIES	HEARTHSTONES
<b>ANCIENT VILLA LEDGESTONE™</b>					
CHIANTI	FRENCH GRAY™, MOCHA, TAUPE	BLOND, MARSH			
PALISADES	FRENCH GRAY™, GRAY, TAUPE	GRAY, MARSH			
SEVILLA™	FRENCH GRAY™, TAUPE	CHARDONNAY, MARSH			
SIENA	FRENCH GRAY™, MOCHA, TAUPE	BLOND, MARSH			
SOLSTICE	FRENCH GRAY™, GRAY, TAUPE	GRAY, MARSH			
UMBER CREEK	MOCHA, NIGHTFALL™, TAUPE	MARSH, NIGHTFALL™			
<b>CAST-FIT®</b>					
PARCHMENT™	PARCHMENT™, CHAMPAGNE	CREAM			
FRENCH GRAY™	FRENCH GRAY™, TAUPE	MARSH			
<b>CULTURED® BRICK®</b>					
ANTIQUE RED USED BRICK	FRENCH GRAY™, TAUPE	CHARDONNAY, MARSH			
HIGH DESERT USED BRICK	FRENCH GRAY™, TAUPE	CHARDONNAY, MARSH			
RUSTIC MANOR HANDMADE BRICK	FRENCH GRAY™, TAUPE	CHARDONNAY, MARSH			
MOROCCAN SAND HANDMADE BRICK	FRENCH GRAY™, TAUPE	CHARDONNAY, MARSH			
<b>COBBLEFIELD®</b>					
CHARDONNAY	FRENCH GRAY™, MOCHA, TAUPE	CHARDONNAY, MARSH			
DESERT BLEND®	FRENCH GRAY™, MOCHA, TAUPE	BLOND, MARSH			
ECHO RIDGE®	GRAY, NIGHTFALL™	GRAY, NIGHTFALL™			
GRAY	GRAY	GRAY			
SAN FRANCISCO	FRENCH GRAY™, GRAY, NIGHTFALL™, TAUPE	GRAY, NIGHTFALL™			
TEXAS CREAM	CHAMPAGNE, PARCHMENT™	CREAM			
<b>CORAL STONE</b>					
FOSSIL REEF	CHAMPAGNE, PARCHMENT™	CREAM			
<b>COUNTRY LEDGESTONE</b>					
ASHFALL	FRENCH GRAY™, GRAY, TAUPE	GRAY, MARSH			
ASPEN	FRENCH GRAY™, MOCHA, TAUPE	GRAY, MARSH			
BLACK RUNDLE	GRAY, NIGHTFALL™	GRAY, NIGHTFALL™			
BUCKS COUNTY	FRENCH GRAY™, GRAY, TAUPE	GRAY, MARSH			
CARAMEL	FRENCH GRAY™, TAUPE	BLOND, MARSH			
CHARDONNAY	FRENCH GRAY™, MOCHA, TAUPE	CHARDONNAY, MARSH			
ECHO RIDGE®	GRAY, NIGHTFALL™	GRAY, NIGHTFALL™			
EUCALYPTUS	FRENCH GRAY™, GRAY, TAUPE	CHARDONNAY, MARSH			
GRAND MESA	MOCHA, TAUPE	MARSH			
HUDSON BAY®	FRENCH GRAY™, GRAY, MOCHA, TAUPE	CHARDONNAY, GRAY, MARSH			
MOJAVE	FRENCH GRAY™, MOCHA, TAUPE	BLOND, MARSH			
RED ROCK	FRENCH GRAY™, MOCHA, TAUPE	CHARDONNAY, MARSH			
SEVILLA™	FRENCH GRAY™, TAUPE	CHARDONNAY, MARSH			
SKYLINE	FRENCH GRAY™, GRAY, MOCHA, TAUPE	GRAY, MARSH			
UMBER CREEK	FRENCH GRAY™, MOCHA, NIGHTFALL™, TAUPE	MARSH, NIGHTFALL™			
WHITE OAK	CHAMPAGNE, PARCHMENT™	CREAM			
WOLF CREEK®	FRENCH GRAY™, GRAY, NIGHTFALL™, TAUPE	GRAY, MARSH, NIGHTFALL™			
<b>DEL MARE LEDGESTONE®</b>					
BLACK ISLE™	NIGHTFALL™	GRAY, NIGHTFALL™			
BURNT OCHRE	FRENCH GRAY™, MOCHA, TAUPE	BLOND, MARSH			
PALERMO	FRENCH GRAY™, TAUPE	BLOND, MARSH			
<b>DRESSED FIELDSTONE</b>					
ASPEN	FRENCH GRAY™, MOCHA, TAUPE	GRAY, MARSH			
BUCKS COUNTY	FRENCH GRAY™, GRAY, TAUPE	GRAY, MARSH			
CHARDONNAY	FRENCH GRAY™, MOCHA, TAUPE	CHARDONNAY, MARSH			
ECHO RIDGE®	GRAY, NIGHTFALL™	GRAY, NIGHTFALL™			
SEVILLA™	FRENCH GRAY™, TAUPE	CHARDONNAY, MARSH			
WOLF CREEK®	FRENCH GRAY™, GRAY, NIGHTFALL™, TAUPE	GRAY, MARSH, NIGHTFALL™			
<b>DRystack LEDGESTONE</b>					
CHARDONNAY	FRENCH GRAY™, MOCHA, TAUPE	CHARDONNAY, MARSH			
SUEDE	FRENCH GRAY™, GRAY, TAUPE	GRAY, MARSH			
<b>EUROPEAN CASTLE STONE</b>					
BUCKS COUNTY	FRENCH GRAY™, GRAY, TAUPE	GRAY, MARSH			
CHARDONNAY	FRENCH GRAY™, MOCHA, TAUPE	CHARDONNAY, MARSH			
<b>LIMESTONE</b>					
BUCKS COUNTY	FRENCH GRAY™, GRAY, TAUPE	GRAY, MARSH			
CHARDONNAY	FRENCH GRAY™, MOCHA, TAUPE	CHARDONNAY, MARSH			
GOLDEN BUCKEYE	TAUPE	MARSH			
SUEDE	FRENCH GRAY™, GRAY, TAUPE	GRAY, MARSH			
<b>OLD COUNTRY FIELDSTONE</b>					
CHARDONNAY	FRENCH GRAY™, MOCHA, TAUPE	CHARDONNAY, MARSH			
COASTAL FOG	CHAMPAGNE, PARCHMENT™, TAUPE	BLOND, CREAM, MARSH			
ECHO RIDGE®	GRAY, NIGHTFALL™	GRAY, NIGHTFALL™			
SUMMIT PEAK	FRENCH GRAY™, MOCHA, TAUPE	GRAY, MARSH			
TUDOR	GRAY, NIGHTFALL™	GRAY, NIGHTFALL™			
<b>PRO-FIT® ALPINE LEDGESTONE</b>					
BLACK MOUNTAIN®	GRAY, NIGHTFALL™	GRAY, NIGHTFALL™			
BLACK RUNDLE	GRAY, NIGHTFALL™	GRAY, NIGHTFALL™			
CHARDONNAY	FRENCH GRAY™, TAUPE	CHARDONNAY, MARSH			
DARK RIDGE™	GRAY, NIGHTFALL™	GRAY, NIGHTFALL™			
ECHO RIDGE®	GRAY, NIGHTFALL™	GRAY, NIGHTFALL™			
SUMMIT PEAK	FRENCH GRAY™, MOCHA, TAUPE	GRAY, MARSH			
PHEASANT	GRAY	GRAY			
UMBER CREEK	FRENCH GRAY™, MOCHA, NIGHTFALL™, TAUPE	MARSH, NIGHTFALL™			
WINTERHAVEN™	CHAMPAGNE, PARCHMENT™	CREAM			
<b>PRO-FIT® LEDGESTONE</b>					
AUTUMN	FRENCH GRAY™, MOCHA, TAUPE	BLOND, MARSH			
GRAY	GRAY	GRAY			
MOJAVE	FRENCH GRAY™, MOCHA, TAUPE	BLOND, MARSH			
PLATINUM	CHAMPAGNE, GRAY, PARCHMENT™	CREAM, GRAY			
SHALE	FRENCH GRAY™, GRAY, TAUPE	GRAY, MARSH			
SOUTHWEST BLEND	CHAMPAGNE, PARCHMENT™	CREAM, BLOND			
<b>RIVER ROCK</b>					
EARTH BLEND	MOCHA, TAUPE	BLOND, MARSH			
LAKE TAHOE	GRAY, TAUPE	GRAY			
LAKESHORE	MOCHA, TAUPE	BLOND, CREAM, MARSH			
<b>ROCKFACE</b>					
BUCKS COUNTY	FRENCH GRAY™, GRAY, TAUPE	GRAY, MARSH			
<b>SOUTHERN LEDGESTONE</b>					
ASPEN	FRENCH GRAY™, MOCHA, TAUPE	GRAY, MARSH			
BUCKS	FRENCH GRAY™, GRAY, TAUPE	GRAY, MARSH			
CHARDONNAY	FRENCH GRAY™, MOCHA, TAUPE	CHARDONNAY, MARSH			
ECHO RIDGE®	GRAY, NIGHTFALL™	GRAY, NIGHTFALL™			
FOG	GRAY, TAUPE	CREAM, GRAY			
GRAY	GRAY	GRAY			
HUDSON BAY®	FRENCH GRAY™, GRAY, MOCHA, TAUPE	CHARDONNAY, GRAY, MARSH			
RUSTIC	MOCHA, TAUPE	BLOND, MARSH			
WOLF CREEK®	FRENCH GRAY™, GRAY, NIGHTFALL™, TAUPE	GRAY, MARSH, NIGHTFALL™			
<b>STREAM STONE</b>					
SPRING	GRAY, TAUPE	GRAY, MARSH			
SUMMER	CHAMPAGNE, TAUPE	BLOND, MARSH			



# Originality never goes out of style.

From cast to model, the entire Cultured Stone® veneer production process is very much hands-on—down to the trademark CSV® (Cultured Stone® Veneer) stamp that has been hand-applied since 1962, to each and every stone we craft. Only genuine Cultured Stone® by Boral® products have a CSV® indicia embossed on the edge, guaranteeing that you're getting the original, proven and preferred brand. After all, a master's touch is all in the detail.

Explore the endless possibilities of building with Cultured Stone® veneer products by visiting our website at [www.culturedstone.com](http://www.culturedstone.com). For more detailed information, please call 1.800.255.1727.





Echo Ridge® Dressed Fieldstone

## Warranty

### LIMITED WARRANTY

Cultured Stone® wall products carry a 50-year limited warranty\* when used on structures that conform to local building codes and when installed according to manufacturer's instructions.

Warranty is limited to replacement or repair of defective materials only and does not cover labor to remove and replace. Warranty does not cover damage resulting from building settlement, wall movement, contact with chemicals or paint, discoloration due to airborne contaminants, and staining or oxidation. Warranty is limited to the original purchaser. Complete warranty information is available on request.

## Installation

Cultured Stone® veneer can be used on most structurally sound wall surfaces. It is light weight and quick adhesion allows for fast, easy installation without additional footings or wall ties. Each piece of Cultured Stone® veneer is applied individually with Type N or Type S mortar and attaches permanently to the wall surface.

**Be sure to read the Cultured Stone® by Boral® full detailed installation instructions. Get a copy from your Cultured Stone® dealer, at [www.culturedstone.com](http://www.culturedstone.com) or by calling 1.800.255.1727.**

**The National Concrete Masonry Association offers a wealth of information at [www.masonryveneer.com](http://www.masonryveneer.com).**

### MAINTENANCE

Cultured Stone® and Cultured Brick® veneers are virtually maintenance-free. If required, lightly wash to remove dust or dirt. Do not sandblast or wash with acid, abrasives or hi-pressure water. Damaged or graffiti-marred stones can be removed and replaced with matching materials.

## Technical Data

Cultured Stone® products are engineered to meet or exceed the specifications set by building code officials.

**Unit Weight** Weight is approximately 8-12 lb/ft<sup>2</sup> (39-58 kg/m<sup>2</sup>) but not more than 15 lb/ft<sup>2</sup> (72 kg/m<sup>2</sup>)

**Thickness** 1 3/4" average. May vary depending on choice of texture.

**Colorfast** Colors become an integral part of the stone during casting. Existing applications show no undesirable change in color after years of weathering.

**Noncombustible/Surface Burning Characteristics** UL tested and listed. Cultured Stone® products tested out with zero flame spread, zero smoke development.

**Technical Support** Complete copies of Cultured Stone® research reports, approvals, tests, listings or acceptances conducted by independent testing agencies are available on request. Cultured Stone® products meet or exceed all ICC-ES Acceptance Criteria #51, requirements for pre-case stone veneer.

Other manufacturers who claim to produce equivalent products should be asked to provide documentation of claims.

\* See actual warranty at [www.culturedstone.com](http://www.culturedstone.com). Overhead, horizontal or sloped applications are not included in our building code evaluation reports or acceptances. These applications often require special approval/inspections by local building inspectors. Contact your architect or engineer for assistance designing these installations.

"Architects have leaned on us for many years to help fulfill their vision for their customer; time and time again, we get that done with Cultured Stone®."  
Doug McCall, OldcastleCoastal, Tampa, FL

"We are over 115 years old and the oldest brick and block manufacturer in the Pacific Northwest. Cultured Stone® is a great addition to our product line. We have been partners for 35 years."  
Bill Houlahan, Jr., Mutual Materials, Bellevue, WA

"Innovation. New products. Just phenomenal."  
Gordon Strout, Instone, Millstone Township, NJ

"We were part of the growth of an industry. When we started, there was not even a product category for manufactured stone, and now it's fully established."  
Keith Polster, Mason Steel, Cleveland, OH

"Cultured Stone® prides itself on the manufacturing process, the coloring process."  
Nick Ridge, Mason Steel, Cleveland, OH

# We are Cultured Stone.®

Born from great partnerships, Cultured Stone® by Boral® is a family affair. Rooted in our commitment to quality, a long-standing history of working closely with distributing partners, developing new products, textures and colors together - from the Southeast to the Pacific Northwest, we are Cultured Stone® by Boral®.

Left to right: Doug McCall, OldcastleCoastal; Nick Ridge, Mason Steel; Kyle Destree, Brock White; Bill Houlahan, Mutual Materials; Rob Rosson, Mutual Materials; Dennis Ehlert, Brock White; Patrick Knapik, OldcastleCoastal; Gordon Strout, Instone; Keith Polster, Mason Steel

Cultured Stone® by Boral®

Spring 2016 Source Guide

51

Build something great™

1.800.255.1727 | [www.culturedstone.com](http://www.culturedstone.com)

BRICK  
STONE  
SIDING  
TRIM  
ROOFING



The product colors you see are as accurate as current photography and printing techniques allow. We suggest you look at product samples before you select colors.

**MADE IN THE USA**