2022 CATALOG OF DREAMS

UNILOCK®

PAVING IT FORWARD

50 YEARS

"A beautiful outdoor space should stand the test of time, every time."

Ed Bryant | Unilock Founder
November 30, 1935 - January 28, 2021





Laying a Foundation **for Inspiration**

50 years ago, our founder had a dream. When Ed Bryant introduced the UNI-Stone paver to the North American market, he essentially established the hardscaping industry here. Since then, we have continued to innovate and grow. As a result, we are proud to have played a part in creating countless beautiful spaces, from backyard patios to landmark destinations across the continent. And we're just getting started. We know Ed would be proud.



UNILOCK® 50 YEARS

PAVING IT FORWARD

What's inside

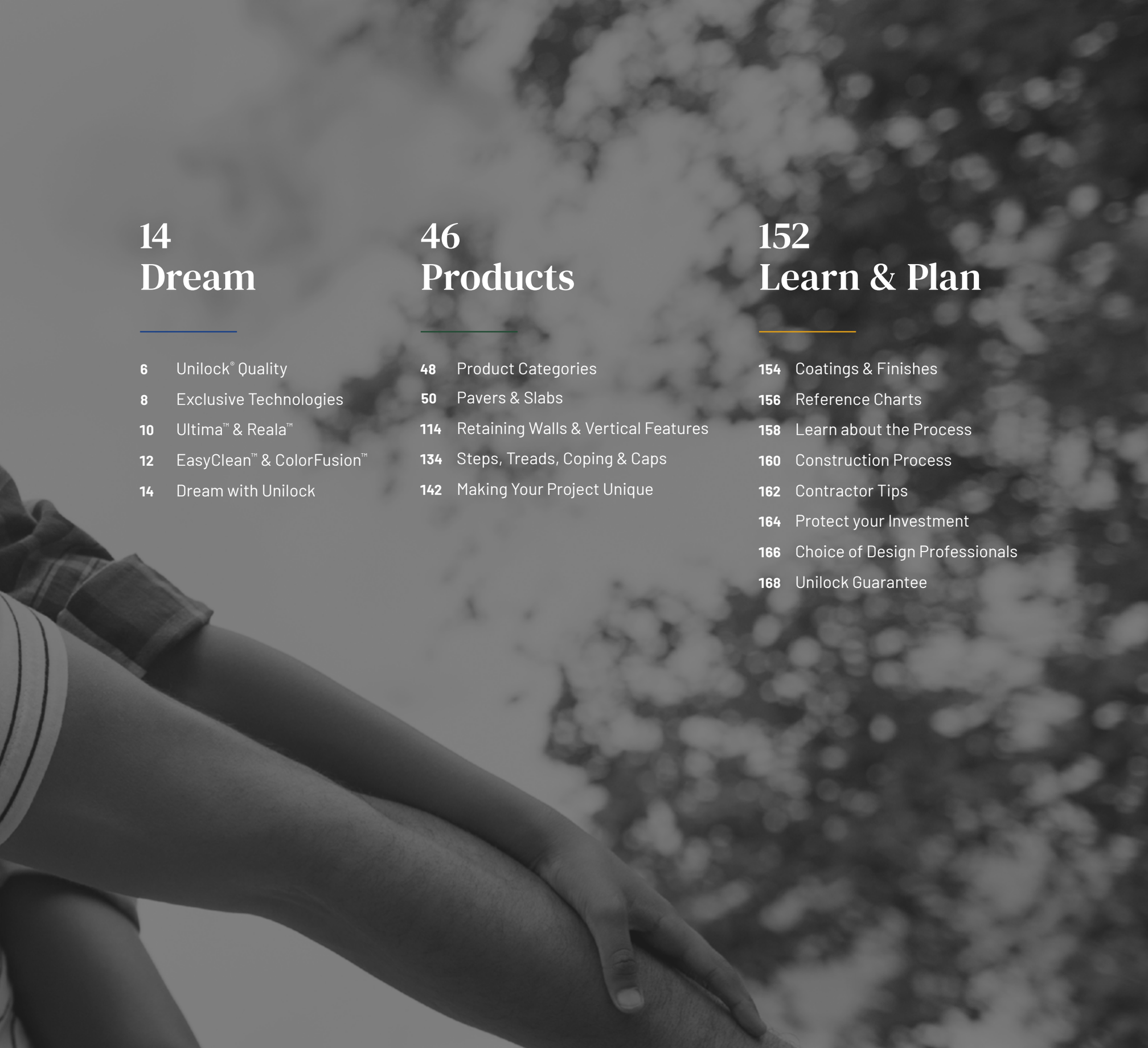

14 Dream

6 Unilock® Quality
8 Exclusive Technologies
10 Ultima™ & Reala™
12 EasyClean™ & ColorFusion™
14 Dream with Unilock

46 Products

48 Product Categories
50 Pavers & Slabs
114 Retaining Walls & Vertical Features
134 Steps, Treads, Coping & Caps
142 Making Your Project Unique

152 Learn & Plan

154 Coatings & Finishes
156 Reference Charts
158 Learn about the Process
160 Construction Process
162 Contractor Tips
164 Protect your Investment
166 Choice of Design Professionals
168 Unilock Guarantee

Quality

FOR US, IT'S PERSONAL

Over 50 years ago, our founder stumbled upon a unique little European product called the UNI-Stone. Intrigued by the benefits of this revolutionary paving method, he decided to license the product and bring the concept to North America. He purchased a basic paver machine from Europe and hired a small staff to produce the stones.

In those early days, most sales of Unilock were to large-scale commercial properties and streetscapes. Any lapse in quality would be costly and would jeopardize our owner's personal reputation, so quality was of paramount importance.

From these humble beginnings, through to the multinational company we are today, Unilock has remained a family-owned company that puts quality first. For us, it's not just a matter of dollars and cents, it's our personal reputation that's on the line.

Homeowners, Contractors, Landscape Designers and Architects across North America know they can rely on us to supply them with top quality product every time.



UNI-STONE™

The first Unilock press produced a humble 817 square feet of pavers a day.

Today we operate 13 manufacturing plants across North America.

TRANSFERABLE
LIFETIME
GUARANTEE

Exclusive

UNILOCK® TECHNOLOGIES

> “Innovation is really what makes this company... Just about every new product technology that’s come into North America we developed and brought in.”
>
> ~ Ed Bryant, Unilock Founder

For the past 50 years, Unilock has enjoyed close connections to European companies that keep us on the leading edge of product design and manufacturing processes. While other companies follow in our footsteps, Unilock continues to pave it forward with a growing history of industry firsts.

Over 50 years of Innovation

1972

UNILOCK INTRODUCES THE FIRST PAVING STONE TO NORTH AMERICA.

Founder Ed Bryant kick-started the entire industry, securing a license to manufacture and sell the iconic UNI-Stone from Europe.

UNI-STONE™

1991

FIRST PERMEABLE PAVER

We were the first to manufacture permeable pavers to address growing concerns around stormwater management. Today we have more permeable paver design options for residential and commercial projects than anyone.

UNI ECO-STONE™

1992

FIRST FACEMIX

Before Unilock Series, all pavers in North America were thrumix. We were the first to introduce facemix technology, now known as EnduraColor™. Some manufacturers are trying to market facemix as something new, but we've been selling it for more than twenty-five years.

SERIES™

1993

TUMBLED PRODUCTS

The idea of 'antiquing' pavers for a timeworn look was something that many people said would never fly. But Brussels Block quickly became the most popular product in our line, leading to Brussels Dimensional wall, and scores of imitators.

BRUSSELS BLOCK™

2004

FIRST ULTIMA CONCRETE

Unilock remains the only manufacturer in North America with this technology. Ultima™ Concrete makes our Elegance products second-to-none in beauty and durability.

Look for our
ELEGANCE™
Product line-up.

2007

FIRST COATED PRODUCT

Unilock introduced Umbriano as the first product with EasyClean™ stain resistance technology. Other factory sealed products have followed since then.

UMBRIANO™

2018

PATENTED U-CARA WALL

The U-Cara Multi-Face Wall was developed to deliver unlimited design flexibility with a single wall system that brings EnduraColor finishes to vertical features. **Only Unilock holds the patent for this product.**

U-CARA™ US PAT. 9,453,341

2022

THE NEXT 50 YEARS

This year marks our 50th anniversary as the industry trend-setter and we're investing more than ever before. Developing new products, processes and technologies that will pave the way forward for another 50 years.

UNILOCK®
PAVING IT FORWARD

Ultima™

Only Unilock has the technology in North America to manufacture Ultima Concrete resulting in pavers up to four times stronger than poured concrete. With Ultima, the look you purchase is the look that will last.

Ultima Concrete is a key ingredient in the **timeless elegance** of our Elegance collection of premium pavers.

What makes Ultima concrete so strong?

In a word, fluidity. During manufacturing, we use as little water as possible while enhancing the fluidity at the drying stage, resulting in a form that self-compacts at the chemical level. The result is an extraordinary product that is unlike anything you'll find outside of Unilock.

With Ultima

Unilock Town Hall® pavers are built to last

Without Ultima

Deteriorating brick pavers exposed to deicing salts

Reala™

When it comes to creating realistic textures that are indistinguishable from brick, cobblestone, or flagstone, there is no room for compromise.

Any paver meant to imitate a classic building material needs to embody its look, its feel, and its strength. At Unilock, we've been capturing all three since 2004 with our unique Reala technology.

Utilizing REALA technology, a multitude of natural stone surfaces, brick and historic cobblestones are cast to create a **wide variety of authentic textures** with consistent dimensions that are **more cost efficient to install.**

How do we achieve a random appearance?

First, we cast a multitude of pavers from molds of actual flagstone, brick, and cobblestone. Then we randomize the casting process. With so much variation between molds, we can then ensure that any paver installation avoids repetition, no matter how large or small the project.

EasyClean™
Integral Stain Protection

Nothing protects pavers from stains like EasyClean.

BEFORE

AFTER 30 min

Stains set for thirty minutes, then removed with damp paper towel, hand scrub brush and mild soap.

With EasyClean spills can be removed before a stain develops.

Unlike after-market sealers which merely coat the top, EasyClean goes beyond the surface and becomes integral to the product during manufacturing.
The result is enhanced surface color, and protection from stains.

EASYCLEAN ADVANTAGES
Pavers are pre-sealed at the factory
Enhanced resistance to weathering
Reduced dirt absorption
Stains from leaves, coffee, ketchup, mustard, wine and BBQ oils are easier to remove

What does this mean for stains?

Any spill that does manage to land on an EasyClean paver can be quickly and easily wiped away – no deep scrubbing or heavy cleaners needed.

Pavers shown on left hand side are Thrumix pavers without EasyClean. Pavers shown on right hand side are EnduraColor pavers with EasyClean Stain Resistance Technology.

ColorFusion™

The look of natural granite is achieved when color and granite particles are randomly dispersed using proprietary ColorFusion technology to achieve a unique mottled surface.



ColorFusion also available on our U-Cara® Multi-Face Wall System.

Why do people love granite?

It's strong, beautiful and has an earthy, timeless look. Unfortunately, it's also expensive, extremely heavy and can be difficult to install. ColorFusion brings the look of granite to Umbriano for gorgeous, barefoot-friendly surfaces. No granite aesthetic is off-limits with ColorFusion pavers.

ColorFusion pavers are made with the same durable concrete and fortifying manufacturing processes that make Unilock pavers last for decades. Our commitment to beautiful, long-lasting hardscaping products is what built our reputation, and we honor that commitment through continued innovation.

Dream

The elements of design begin with a dream of what's possible.

Envision an outdoor space where the inspired use of patterns, textures and shapes not only creates design-envy, but elevates your world in the most beautifully functional way.

Umbriano® Summer Wheat

Pavers: Series™ (Arctic Grey and Nordic Star) with Series (Onyx Black) accents

Inlay: Series Custom color

Wall: U-Cara® Smooth (Opal) with U-Cara Series (Onyx Black) accents

A bold driveway design is disrupted by a half circle and accented with dark pavers that complement the strong outlines of this ultra-modern home.



Beacon Hill™ Smooth (Granite Fusion) with Series™ (Onyx Black) accent



Accent on Rectangles

Around back, the drama continues with large-scale slabs in the backyard patio and a linear wall design, both punctuated with black accents. The color tones mirror the shades of the home.

Richcliff® (Dawn Mist and Pebble Taupe) with Courtstone® (Basalt) accent and Ledgestone™ (Buff) coping

Classically elegant and strikingly detailed riven surface texture makes Richcliff the perfect match for this arts and crafts style home.

Warm Welcome

An inset border of Unilock Courtstone pavers gives extra dimension and helps visually define broad steps leading up to the front door.

Cutting Edge

Pavers are laid on the diagonal and boldly outlined with multi-layered border, which accents the planting bed and garden walls.

Umbriano® (Summer Wheat) with Town Hall®
(Burnt Clay) accent and Natural Stone step

Take a seat at the table in the outdoor dining area, cleverly defined by a mix of 90-degree and 45-degree paver patterns and striking borders.

Dynamic Patio

In challenge lies opportunity. Angular, terraced retaining walls address elevation changes in a sloped yard and create a next-level stage for intimate outdoor gathering spaces.

Retaining Wall: SienaEdge™ (Granite)

Pavers: Beacon Hill™ Smooth (Granite Fusion) with Mattoni™ (Sable Blend, Dark Charcoal and Granite Fusion) paver rug and accents

Firepit: U-Cara® Pitched (Granite Fusion) with Natural Stone (Stone Cliff Grey) coping

Step Treads: Natural Stone (Stone Cliff Grey)

A herringbone paver pattern surrounded by a contrasting border gives the feeling of an area rug to define the relaxed lounge area.

Entertaining Ideas

From a complete outdoor kitchen to distinct areas for dining, lounging, sunbathing and mingling over cocktails, this is an entertainer's dream. Architectural elements such as low walls, planters, pillars, a custom fireplace, and water features add to the contemporary vibe.

Pavers: Umbriano® (French Grey) with Town Hall® (Basalt) accent

Walls: Lineo™ Dimensional Stone (Granite Blend) with Graphite accent

Fireplace: Lineo Dimensional Stone (Granite Blend) with Series™ (Onyx Black) accent

Steps & Coping: Natural Stone



The look of natural granite pavers manufactured with EasyClean™ stain protection means the occasional party spill is easily wiped clean.



Come Linger

With pavers laid on a 45-degree angle for visual interest, and edged by a double-wide paver band, this backyard space is open for happy hour. Guests gather around the complete grill island and bar-height fire table to laugh, linger and let the week fade away.

Pavers: Bristol Valley® (Steel Mountain) with Copthorne® (Basalt) accent

Wall: Brussels Dimensional Stone® (Sierra) with Copthorne (Basalt) accent and Ledgestone™ (Buff) coping







Pavers: Artline™ (Steel Mountain) with Town Hall® (Basalt) accent
Wall: Lineo™ Dimensional Stone (Sierra) with Ledgestone™ (Buff) coping

Home Addition

Expand your living space by taking it outdoors. Cook, dine, relax and entertain in distinct "rooms" defined by vertical elements like a grill island, low seat walls, a fire table and stunning water feature. Long, continuous paver lines tie this open-air expansion together.



Upper Pavers: Bristol Valley® (Steel Mountain) with Town Hall® (Basalt) accent

Left Pavers: Artline™ (Steel Mountain) and Artline (Granite Blend II Campo®) with Town Hall® (Basalt) accent

Seat Wall, Firepit and Grill Island: Lineo™ Dimensional Stone (Sierra) with Ledgestone™ (Buff) coping and step treads

Elevate an Intimate Space

This space is a smart blend of form and function. Low border walls double as extra seating around a sleek firepit in the sunken lounge area, while Artline pavers laid on a 45-degree angle lend a contemporary vibe. An L-shaped grill island is positioned next to the dining area.

Warm earth tones and a beckoning fire feature create a cozy gathering space.

Pavers: Beacon Hill™ Smooth (Bavarian Blend) with Mattoni™ (Dark Charcoal) accent

Walls: Lineo™ Dimensional Stone (River) with Mattoni (Dark Charcoal) accent and Ledgestone™ (Buff) coping and trim detail

Movie Night Outing

Take the family out – to your backyard - where this complete outdoor living room with a modern firepit and TV unit awaits.
A grand pavilion with built-in heater ensures comfort rain or shine. There's even an outdoor kitchen for making snacks.

A driveway paved with large rectangular pavers placed at a 45-degree angle meets a soft curve at the garage door for a bit of the unexpected every day.

Pavers: Copthorne® (Basalt) pathway with Richcliff® (Dawn Mist)
Step Treads: Natural Stone (Stone Cliff Grey)

Anything but Everyday

Pavers in a classic herringbone pattern fill in a gently curving path helping to define walking areas and lead guests to the front door. The darker tones match the driveway pavers for a smooth, consistent look.



Modern Minimalism

A sparkling pool surrounded by smooth, Umbriano pavers aspire to create a clean, ultra-modern summer escape. Large format slabs on the lawn lead guests to the shade of a canopied eating area.

Umbriano®
(Winter Marvel)

Command Your Place in the Sun

Smooth slabs in muted tones create an elegant pool deck that is cool underfoot, and lets the infinity pool take center stage. Paver slabs surrounded by turf form a popular mosaic pattern and unique "carpeting" for adjacent seating areas.

Pavers: Beacon Hill™ Smooth (Opal) with Copthorne® (Basalt) accent
Pillars and Steps: Brussels Dimensional Stone® (Sierra) with Brussels Fullnose™ (Sierra) coping
Slabs: Umbriano® (Winter Marvel)

A palette of light-colored pavers allows darker vertical features like the fire table to stand out.



Pavers: Beacon Hill™ Smooth (Opal) with Holland Premier™ (Dark Charcoal) accent

Fire Feature and Raised Patio: Lineo™ Dimensional Stone (Graphite) with Universal coping (Grey) and steps



Extend the Season

Raise the bar on your backyard patio by lifting it off the lawn. The clean architectural lines of this home set the tone for this simple but stunning raised patio with corner gardens.

The silky, matte texture and unique speckled surface of Arcana catches the sparkle from the refreshing water.



Pavers: Arcana™ (Corvara) with Series™ (Onyx Black) accent and Fullnose™ (Sierra) coping
Grill Island: U-Cara® (Granite Fusion) with U-Cara Series™ (Onyx Black) accent

Oasis of Calm

There is so much to appreciate in this serene setting. Large-format pavers laid in a running bond pattern ground the relaxed, minimalist design of the pool area. When you feel the need for company, a complete outdoor kitchen makes this backyard oasis an entertainer's dream.

Follow Your Path

Old world charm mingles with modern-day style. A sleek paver field contrasted with the rustic look of historic street pavers takes you from dining area to hot tub to cozy fire table in this all-inclusive retreat.

Pavers: Umbriano® (Summer Wheat) with Copthorne® (Basalt) walkway and accents

Vertical Features: Lineo™ Dimensional Stone (Granite Blend) with Series™ (Onyx Black) accent and Universal coping (Grey)

Resistance is futile. Pavers laid in a fine herringbone pattern take you down the path to a captivating setting.

Products

Capture the eye with *exclusive* products that are style-forward and functional in the extreme.

From time-worn cobblestone to modern, linear pavers, our product array takes you beyond the horizontal to garden walls, pillars, steps, fire tables and fountains. Discover a look that is unmistakably you - undeniably Unilock.

Town Hall®

Unilock Product Categories

CLASSIC

Our budget-friendly, Unilock Classic pavers and walls are manufactured to exceed ASTM standards for quality and strength. Available in classic shapes and styles, these products utilize a traditional product mix of large and small aggregates that is consistent from top to bottom with color mixed throughout.

ENDURACOLOR™

The refined surface of Unilock EnduraColor products is achieved with a two-step manufacturing process that combines a base of coarser aggregates for a stronger foundation with concentrated color and wear-resistant finer aggregates on top. This process protects the surface from the appearance of fading over time because the top layer prevents large, lighter color aggregates from ever showing through. Now, with U-Cara®, walls are available with EnduraColor too!

ELEGANCE®

Deep, rich colors and a multitude of unique Reala™ textures combine to deliver the timeless beauty of Unilock Elegance. From the timeworn look of European cobblestones, to the classic luxury of riven natural stone slabs, our Elegance collection offers styles you can't get anywhere else. Thanks to Ultima™ Concrete, the look you purchase is the look that will last, with up to **4x the strength of poured-in-place concrete.**

PERMEABLE

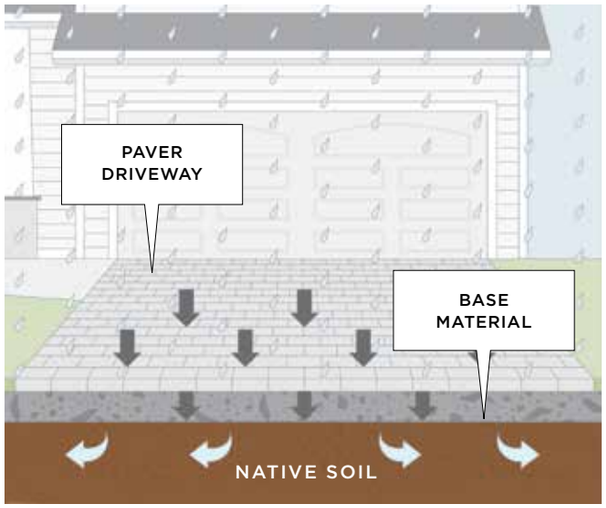

Think Green

Developed in response to growing concerns around stormwater management, permeable pavers allow rainwater to flow between the joints and back into the subsoil. This provides a dual "green" benefit: it reduces the amount of water sent to storm sewers, and instead provides extra moisture to surrounding plant material.



The pavers used in a permeable installation look similar to traditional pavers, but are made with special spacer bars that create a wider joint.

Special materials are used in the joints and in the permeable base below, to encourage water to flow through and reach the subsoil.

Using permeable pavers will reduce puddling on the pavement when it rains, and decrease ice build-up in winter.

LOOK FOR THIS PERMEABLE ICON IN OUR UNILOCK PAVER COLLECTION.

The Product is Roughly 20% of the Total Cost

BUY THE BEST!

The major cost of your project is the prep work and installation – not the cost of the product (the ratio is approximately 20% product / 80% installation).

Don't compromise! Choose the product you love to get the maximum enjoyment from the investment you've made below the surface.

CONSTRUCTION CROSS SECTION

PROJECT COST BREAKDOWN

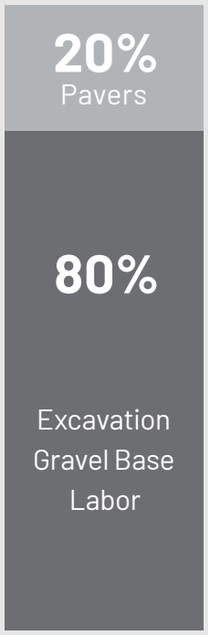



Pavers & Slabs

From traditional shapes and textures to the most advanced technology and unique styles. The choices available in our paver collection are unrivaled in the industry.

Umbriano® (Winter Marvel) with Town Hall® (Basalt) accent

CLASSIC

Westport™

ADVANTAGES

ClassicCoat
Factory sealed to protect surface texture and color

DRIVE FRIENDLY
Can handle vehicular loads

GRANITE

RIVER

SIERRA

CHARCOAL Available in 5 x10 only

LARGE RECTANGLE
10 x 15 x 2¾"
254 x 380 x 70mm

SQUARE
10 x 10 x 2¾"
254 x 254 x 70mm

RECTANGLE
5 x 10 x 2¾"
127 x 254 x 70mm

RECTANGLE
5 x 10 x 2¾"
127 x 254 x 70mm
Charcoal only

3 UNIT RANDOM BUNDLE

Sierra with Series™ (Onyx Black) accent



CLASSIC

Brussels Block®

ADVANTAGES

ANTIQUED FINISH
Distressed, timeworn finish

DRIVE FRIENDLY
Can handle vehicular loads

COFFEE CREEK
NOT AVAILABLE IN COPING

LIMESTONE
NOT AVAILABLE IN COPING

RIVER
NOT AVAILABLE IN COPING

SANDSTONE

SIERRA

XL STONE
8⅕ x 13⅔ x 2¾"
208 x 348 x 70mm

STANDARD STONE
6⅘ x 8⅕ x 2¾"
173 x 208 x 70mm

HALF STONE
4⅛ x 6⅘ x 2¾"
104 x 173 x 70mm

FULLNOSE COPING
5⅞ x 11⅘ x 2¾"
150 x 300 x 70mm

Non-antiqued coping also available see page 137.

Sierra with Courtstone® (Basalt) accent

CLASSIC

Hollandstone™

ADVANTAGES

DRIVE FRIENDLY
Can handle vehicular loads

AUTUMN RED

RIVER

SIERRA

CHARCOAL

STANDARD
4 x 8 x 2⅜"
100 x 200 x 60mm

Sierra with Copthorne® (3 Color Blend) accent



CLASSIC

Eco-Priora™

ADVANTAGES

PERMEABLE
Can be installed to allow water to flow through

DRIVE FRIENDLY
Can handle vehicular loads

RIVER

SIERRA

RECTANGLE
5 x 10 x 3⅛"
120 x 240 x 80mm

River

ENDURACOLOR™ | *Refined surface and long-lasting color*

Eco-Priora™

ADVANTAGES

PERMEABLE
Can be installed to allow water to flow through

DRIVE FRIENDLY
Can handle vehicular loads

GRANITE

SABLE BLEND

RECTANGLE
5 x 10 x 3⅛"
120 x 240 x 80mm

Granite

ENDURACOLOR™ | *Refined surface and long-lasting color*

Holland Premier™

ADVANTAGES

DRIVE FRIENDLY
Can handle vehicular loads

CHARLESTON

DARK CHARCOAL

GRANITE BLEND

HERITAGE BROWN

RIVER

SIERRA

STANDARD
4 x 8 x 2⅜"
100 x 200 x 60mm

Charleston

ENDURACOLOR™ | *Refined surface and long-lasting color*

Treo® Smooth

ADVANTAGES

PERMEABLE
Can be installed to allow water to flow through

DRIVE FRIENDLY
Can handle vehicular loads

GRANITE

RIVER

SIERRA

TUSCANY NEW

LARGE RECTANGLE
8⅞ x 13¼ x 2⅜"
225 x 338 x 60mm

SQUARE
8⅞ x 8⅞ x 2⅜"
225 x 225 x 60mm

SMALL RECTANGLE
4½ x 8⅞ x 2⅜"
112 x 225 x 60mm

3 UNIT RANDOM BUNDLE

Pavers: Granite with Holland Premier™ (Dark Charcoal) accent
Wall: Estate Wall™ (Granite) with Universal Coping (Grey)

ENDURACOLOR™ | *Refined surface and long-lasting color*

Beacon Hill™ Flagstone
60 mm

ADVANTAGES

PEDESTRIAN FRIENDLY
Not recommended for vehicular

ALPINE GREY

BAVARIAN BLEND

FOSSIL

OAKWOOD

LARGE RECTANGLE
15 x 22½ x 2⅜"
380 x 570 x 60mm

SQUARE
15 x 15 x 2⅜"
380 x 380 x 60mm

SMALL RECTANGLE
7½ x 15 x 2⅜"
190 x 380 x 60mm

XL UNIT
22½ x 37⅜ x 2⅜"
570 x 950 x 60mm

3 UNIT RANDOM BUNDLE

Pavers: Bavarian Blend with Mattoni™ (Dark Charcoal) accent
Wall: Brussels Dimensional Stone® (Sandstone) with Town Hall® (Basalt) accent and Ledgestone™ (Buff) coping and steps

ENDURACOLOR™ | *Refined surface and long-lasting color*

Beacon Hill™ Flagstone
80 mm

ADVANTAGES

DRIVE FRIENDLY
Can handle vehicular loads

BAVARIAN BLEND

FOSSIL

LARGE RECTANGLE
15 x 22½ x 3⅛"
380 x 570 x 80mm

SQUARE
15 x 15 x 3⅛"
380 x 380 x 80mm

SMALL RECTANGLE
7½ x 15 x 3⅛"
190 x 380 x 80mm

3 UNIT RANDOM BUNDLE

Bavarian Blend with Series™ (Onyx Black) accent

ENDURACOLOR™ | *Refined surface and long-lasting color*

Beacon Hill™ Smooth
60 mm

ADVANTAGES

PEDESTRIAN FRIENDLY
Not recommended for vehicular

BAVARIAN BLEND

FOSSIL

GRANITE FUSION

OPAL

LARGE RECTANGLE
15 x 22½ x 2⅜"
380 x 570 x 60mm

SQUARE
15 x 15 x 2⅜"
380 x 380 x 60mm

SMALL RECTANGLE
7½ x 15 x 2⅜"
190 x 380 x 60mm

3 UNIT RANDOM BUNDLE

Pavers: Bavarian Blend with Copthorne® (Basalt) accent
Wall: U-Cara® (Pitched Bavarian Blend) with Ledgestone™ (Buff) coping

ENDURACOLOR™ | *Refined surface and long-lasting color*

Beacon Hill™ Smooth Slab

ADVANTAGES

PEDESTRIAN FRIENDLY
Not recommended for vehicular

BAVARIAN BLEND

FOSSIL

GRANITE FUSION

OPAL



XL UNIT
22½ x 37⅜ x 2⅜"
570 x 950 x 60mm

Opal with Holland Premier™ (Dark Charcoal) accent and Ledgestone™ Fullnose coping (Buff)

ENDURACOLOR™ | *Refined surface and long-lasting color*

Beacon Hill™ Smooth
80 mm

ADVANTAGES

DRIVE FRIENDLY
Can handle vehicular loads

BAVARIAN BLEND

GRANITE FUSION

LARGE RECTANGLE
15 x 22½ x 3⅛"
380 x 570 x 80mm

SQUARE
15 x 15 x 3⅛"
380 x 380 x 80mm

SMALL RECTANGLE
7½ x 15 x 3⅛"
190 x 380 x 80mm

3 UNIT RANDOM BUNDLE

Beacon Hill™ Smooth (Granite Fusion) with Copthorne® (Basalt) accent

ENDURACOLOR™ | *Refined surface and long-lasting color*

Bristol Valley®

Exclusive to UNILOCK®

ADVANTAGES

EasyClean™
Factory sealed to provide integral surface protection from stains

SOFT TOUCH FINISH
Ultra-smooth surface texture

PEDESTRIAN FRIENDLY
Not recommended for vehicular

New 80mm
Available in Bavarian Blend and Steel Mountain

BAVARIAN BLEND

FOSSIL

STEEL MOUNTAIN

LARGE RECTANGLE
15 x 22½ x 2⅜"
380 x 570 x 60mm

SQUARE
15 x 15 x 2⅜"
380 x 380 x 60mm



SMALL RECTANGLE
7½ x 15 x 2⅜"
190 x 380 x 60mm

3 UNIT RANDOM BUNDLE

XL UNIT
22½ x 37⅜ x 2⅜"
570 x 950 x 60mm
Not available in 80mm

Steel Mountain with Copthorne® (Basalt) and Brussels Block® (Sandstone) accents

ENDURACOLOR™ | *Refined surface and long-lasting color*

Mattoni™

Exclusive to UNILOCK®

ADVANTAGES

ANTIQUED FINISH
Distressed, timeworn finish

DRIVE FRIENDLY
Can handle vehicular loads

COCOA BROWN

GRANITE FUSION

SABLE BLEND

DARK CHARCOAL

2¼ x 9½ x 2¾"
60 x 240 x 70mm

Sable Blend with Mattoni Cocoa Brown, Dark Charcoal and Brussels Block® (Sandstone) accents

ENDURACOLOR™ | *Refined surface and long-lasting color*

Artline™ SMOOTH FINISH

ADVANTAGES

EasyClean™

Factory sealed to provide integral surface protection from stains

SOFT TOUCH FINISH
Ultra-smooth surface texture

DRIVE FRIENDLY
Can handle vehicular loads

BAVARIAN BLEND

FOSSIL

STEEL MOUNTAIN

7½ x 8⅞ x 2¾"
188 x 225 x 70mm

7½ x 13⅜ x 2¾"
188 x 338 x 70mm

7½ x 17¾ x 2¾"
188 x 450 x 70mm

4⅞ x 6¾ x 2¾"
125 x 169 x 70mm

4⅞ x 10⅜ x 2¾"
125 x 263 x 70mm

4⅞ x 13⅜ x 2¾"
125 x 338 x 70mm

4⅞ x 17¾ x 2¾"
125 x 450 x 70mm

7 UNIT RANDOM BUNDLE

Steel Mountain

ENDURACOLOR™ | *Refined surface and long-lasting color*

Artline™ UMBRIANO® FINISH

Exclusive to UNILOCK

ADVANTAGES

EasyClean™
Factory sealed to provide integral surface protection from stains

COLORFUSION™
Subtly mottled color finish

DRIVE FRIENDLY
Can handle vehicular loads

FRENCH GREY NEW

WINTER MARVEL

MIDNIGHT SKY

7½ x 8⅞ x 2¾"
188 x 225 x 70mm

7½ x 13⅜ x 2¾"
188 x 338 x 70mm

7½ x 17¾ x 2¾"
188 x 450 x 70mm

4⅞ x 6¾ x 2¾"
125 x 169 x 70mm

4⅞ x 10⅜ x 2¾"
125 x 263 x 70mm

4⅞ x 13⅜ x 2¾"
125 x 338 x 70mm

4⅞ x 17¾ x 2¾"
125 x 450 x 70mm

7 UNIT RANDOM BUNDLE

French Grey and Winter Marvel (Blended on Site)

ENDURACOLOR™ | *Refined surface and long-lasting color*

Artline™ IL CAMPO® FINISH

Exclusive to UNILOCK®

ADVANTAGES

BRUSHED FINISH
Graphically interesting etched lines

DRIVE FRIENDLY
Can handle vehicular loads

BAVARIAN BLEND

GRANITE BLEND

7½ x 8⅞ x 2¾"
188 x 225 x 70mm

7½ x 13⅜ x 2¾"
188 x 338 x 70mm

7½ x 17¾ x 2¾"
188 x 450 x 70mm

4⅞ x 6¾ x 2¾"
125 x 169 x 70mm

4⅞ x 10⅜ x 2¾"
125 x 263 x 70mm

4⅞ x 13⅜ x 2¾"
125 x 338 x 70mm

4⅞ x 17¾ x 2¾"
125 x 450 x 70mm

7 UNIT RANDOM BUNDLE

Granite Blend Il Campo Finish with Steel Mountain Smooth Finish (Blended on Site) and Series™ (Onyx Black) accent

LEFT
Series banding idea for paver
Artline™ (Steel Mountain) with
Onyx Black accent

RIGHT
Series banding idea for wall
Lineo Dimensional Stone (Granite Blend)
with Onyx Black accent and Ledgestone™
(Grey) coping and pillar cap

BOTTOM
Cobalt Grey
3 Unit Random Bundle

ENDURACOLOR™ | *Refined surface and long-lasting color*

Series™

ADVANTAGES

Granite, Quartz and Marble surface materials

DRIVE FRIENDLY
Random Bundle not recommended for vehicular
All other sizes can handle vehicular loads

60mm

COBALT GREY

AUTUMN GRANITE

3 UNIT RANDOM BUNDLE

LARGE RECTANGLE
14 x 21 x 2⅜"
360 x 540 x 60mm

SQUARE
14 x 14 x 2⅜"
360 x 360 x 60mm

SMALL RECTANGLE
7 x 14 x 2⅜"
180 x 360 x 60mm

70mm



ONYX BLACK

GOLDEN TAN

4 x 8 x 2¾"
100 x 200 x 70mm

80mm

ARCTIC GREY

NORDIC STAR

4 x 12 x 3⅛"
100 x 300 x 80mm

ENDURACOLOR™ | *Refined surface and long-lasting color*

Tribeca Cobble™

ADVANTAGES

Granite, Quartz and Marble surface materials

PERMEABLE
Can be installed to allow water to flow through

DRIVE FRIENDLY
Can handle vehicular loads

COBALT GREY

PEPPERED GRANITE

LARGE RECTANGLE
5⅛ x 12 x 2¾"
130 x 305 x 70mm

MEDIUM RECTANGLE
5⅛ x 9 x 2¾"
130 x 230 x 70mm

SMALL RECTANGLE
5⅛ x 7 x 2¾"
130 x 175 x 70mm

3 UNIT RANDOM BUNDLE

Cobalt Grey

ENDURACOLOR™ | *Refined surface and long-lasting color*

Umbriano®

ADVANTAGES

EasyClean™
Factory sealed to provide integral surface protection from stains

COLORFUSION™
Subtly mottled color finish

PEDESTRIAN FRIENDLY
Not recommended for vehicular

FRENCH GREY

WINTER MARVEL

MIDNIGHT SKY

SUMMER WHEAT

3 UNIT RANDOM BUNDLE

LARGE RECTANGLE
15 x 22½ x 2⅜"
380 x 570 x 60mm

SQUARE
15 x 15 x 2⅜"
380 x 380 x 60mm

SMALL RECTANGLE
7½ x 15 x 2⅜"
190 x 380 x 60mm

XL UNIT
22½ x 37⅜ x 2⅜"
570 x 950 x 60mm



FRENCH GREY

WINTER MARVEL

MIDNIGHT SKY

HEX
8 x 8 x 2⅜"
200 x 200 x 60mm

4 X 12
4 x 12 x 4"
100 x 300 x 100mm



MIDNIGHT SKY

4 X 8
4 x 8 x 2⅜"
100 x 200 x 60mm

AVAILABLE IN ALL COLORS
AS SPECIAL ORDER

PERMEABLE
3 x 12 x 4"
80 x 300 x 100mm

Winter Marvel

ENDURACOLOR™ | *Refined surface and long-lasting color*

Arcana™

Exclusive to UNILOCK™

ADVANTAGES

Enhanced surface appearance

EasyClean™
Factory sealed to provide integral surface protection from stains

PEDESTRIAN FRIENDLY
Not recommended for vehicular

CORVARA

AVORIO NEW

MODENA

VIVANTO

24 x 24 x 2"
600 x 600 x 50mm

18 x 24 x 2"
450 x 600 x 50mm

12 x 24 x 2"
300 x 600 x 50mm

Modena

ENDURACOLOR™ | *Refined surface and long-lasting color*

Soreno™

Exclusive to UNILOCK

ADVANTAGES

Enhanced surface appearance

EasyClean™
Factory sealed to provide integral surface protection from stains

SOFT TOUCH FINISH
Ultra-smooth surface texture

PEDESTRIAN FRIENDLY
Not recommended for vehicular

LIGHT GRANITE

TOSCANA BEIGE

16 x 32 x 2"
400 x 800 x 50mm

Light Granite

ENDURACOLOR™ | *Refined surface and long-lasting color*

Skyline™

ADVANTAGES

Perfect for roof decks and other raised floor applications.

PEDESTRIAN FRIENDLY
Not recommended for vehicular



CHAMOIS

MEDIUM GREY

23⅞ x 23⅞ x 2"
606 x 606 x 50mm

Unilock Pedestal System
Contact your local Unilock Rep for more information.

Chamois with Medium Grey accent

TOP
Golden Sand

BOTTOM
Stone Cliff Grey

Please contact your contractor or a local Unilock Authorized Dealer for more information and availability.

LOOKING FOR MORE INFORMATION?
Visit Unilock.com to download a Natural Stone Brochure.

Natural Stone

Suitable for pool decks, wood decks, patios, entrances and concrete overlays.

PEDESTRIAN FRIENDLY
Not recommended for vehicular

AUTUMN HARVEST SANDSTONE

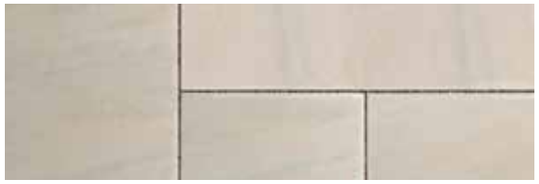

IVORY SAND SANDSTONE **NEW**

GOLDEN SAND SANDSTONE **NEW**

STONE CLIFF GREY SANDSTONE

BLACK RIVER LIMESTONE

12 x 24 x 7/8"
300 x 600 x 22mm

18 x 24 x 7/8"
450 x 600 x 22mm

24 x 24 x 7/8"
600 x 600 x 22mm

24 x 36 x 7/8"
600 x 900 x 22mm

See page 138 for Steps & Coping.

BOTTOM
Tuscan Bucine Bluestone with Series™ (Onyx Black) accents
Wall: U-Cara® (Bavarian) with Series™ (Onyx Black) accents

Please contact your contractor or a local Unilock Authorized Dealer for more information and availability.

LOOKING FOR MORE INFORMATION?
Visit Unilock.com to download a Natural Stone Brochure.

Natural Stone

TUSCAN BUCINE BLUESTONE

Exclusive to UNILOCK

BUCINE BLUESTONE®
from Tuscany

Suitable for pool decks, wood decks, patios, entrances and concrete overlays.

PEDESTRIAN FRIENDLY
Not recommended for vehicular

NOW AVAILABLE
U-CARA® FASCIA PANEL
See page 117 for more information.

FLAMED SANDSTONE

Bring a little bit of Florence and Tuscany to your project with Bucine Bluestone, *exclusively from Unilock.*
The material of choice for leading artists in the history of Italian art and the Renaissance, this stone has been widely used for centuries.

Our Bucine Bluestone is a sandstone, sourced directly from Italy. A classic material of beautiful, uniform grey color, it is highly durable for outdoor use, extremely versatile, easy to maintain and combines well with many other colors and materials.

12 x 24 x 1½"
300 x 600 x 38mm

24 x 24 x 1½"
600 x 600 x 38mm

18 x 24 x 1½"
453 x 606 x 38mm

24 x 36 x 1½"
600 x 900 x 38mm

See page 138 for steps & coping.

LEFT
Travstone Beige

RIGHT
Gotham Nero

BOTTOM
Arbor Bianco with Unilock
Cosmic Grey accents

Please contact your contractor or a local Unilock Authorized Dealer for more information and availability.

LOOKING FOR MORE INFORMATION?
Visit Unilock.com to download a Porcelain Tile Brochure.

Porcelain Tile

Suitable for pool decks, wood decks, patios, entrances and concrete overlays.

PEDESTRIAN FRIENDLY
Not recommended for vehicular

GOTHAM GREY DELCONCA USA

EIKON GEA CAESAR

GOTHAM NERO DELCONCA USA

EIKON TITANO CAESAR

TRAVSTONE BEIGE DELCONCA USA

RIMINI CAESAR

23⅝ x 23⅝ x ¾"
600 x 600 x 20mm

ARBOR BIANCO DELCONCA USA

ARBOR GREY DELCONCA USA

ARBOR NATURAL DELCONCA USA

15¾ x 31½ x ¾"
400 x 800 x 20mm

Exclusive to UNILOCK

UNILOCK COSMIC GREY

UNILOCK DOVE GREY TRAVERTINE

15¾ x 31½ x ¾"
400 x 800 x 20mm

TRAVSTONE BEIGE DELCONCA USA



12 x 12 x ⅞"
300 x 300 x 22mm

12 x 24 x ⅞"
300 x 600 x 22mm

24 x 24 x ⅞"
600 x 600 x 22mm

3 UNIT MODULAR SYSTEM **NEW**

ELEGANCE®

Richcliff®

Exclusive to UNILOCK®

Inspired by the texture of natural cut flagstone, Richcliff offers superior durability and timeless appeal ideal for driveways, patios, walkways and commercial projects. A multitude of stone textures were cast using Reala™ Technology, to ensure that finished projects will have a completely random and natural appearance. And unlike natural stone, which can crack, split and fade, Richcliff is virtually indestructible.

Dawn Mist

ELEGANCE®

Deep rich colors and unique textures

Richcliff®

Exclusive to UNILOCK®

ADVANTAGES

REALA™
Cast from natural stone

ULTIMA™
Up to 4x stronger than poured-in-place concrete

DRIVE FRIENDLY
Random Bundle can handle vehicular loads

DAWN MIST

PEBBLE TAUPE

PEBBLE TAUPE / DAWN MIST
BLENDED ON SITE

SMOKE SHALE

RECTANGLE
12 x 9 x 2⅜"
300 x 226 x 60mm

SQUARE
9 x 9 x 2⅜"
226 x 226 x 60mm

SMALL RECTANGLE
6 x 9 x 2⅜"
150 x 226 x 60mm

3 UNIT RANDOM BUNDLE

LARGE RECTANGLE
21 x 12 x 2⅜"
528 x 302 x 60mm

NOT RECOMMENDED FOR DRIVEWAYS

Dawn Mist and Pebble Taupe with Courtstone® (Basalt) accent

ELEGANCE®

Courtstone®

Exclusive to UNILOCK®

The polished look of Courtstone brings a luxurious, old-world elegance to driveways and walkways, with Ultima™ Concrete Technology providing up to four times the strength of conventional poured concrete. Using Reala™ Technology, the unique shapes of Courtstone were cast from real European cobblestones, but manufactured with a consistent base for efficient installation and superior interlock. It's a look that has remained popular for centuries.

Basalt

ELEGANCE®

Deep rich colors and unique textures

Courtstone®

Exclusive to UNILOCK®

ADVANTAGES

REALA™
Cast from historic European cobble stones

ULTIMA™
Up to 4x stronger than poured-in-place concrete

DRIVE FRIENDLY
Can handle vehicular loads

BASALT

XL RECTANGLE
5⅛ x 8⅜ x 2⅜"
130 x 215 x 60mm

LARGE RECTANGLE
5⅛ x 7¼ x 2⅜"
130 x 185 x 60mm

RECTANGLE
5⅛ x 6½ x 2⅜"
130 x 165 x 60mm

SMALL RECTANGLE
5⅛ x 5¾ x 2⅜"
130 x 145 x 60mm

SQUARE
5⅛ x 5⅛ x 2⅜"
130 x 130 x 60mm

5 UNIT RANDOM BUNDLE

Basalt with Umbriano® (Summer Wheat) inlay

ELEGANCE®

Town Hall®

Exclusive to UNILOCK®

The substantial proportions and unique color blending of Town Hall are modeled after historic North American clay street pavers. The timeless look makes it an excellent choice for driveways, patios, walkways and more, in either traditional or permeable applications. The rich colors and classic shape also make it popular for borders, banding and other accents. To ensure projects have a random appearance, Town Hall textures were cast from a multitude of different surfaces using Reala™ Technology. The result is vintage, streetscape charm that stands the test of time.

3 Color Blend (Burgundy Red, Burnt Clay and Old Oak)

ELEGANCE

Deep rich colors and unique textures

Town Hall®

Exclusive to UNILOCK®

ADVANTAGES

REALA™
Cast from historic brick

ULTIMA™
Up to 4x stronger than poured-in-place concrete

PERMEABLE
Can be installed to allow water to flow through

DRIVE FRIENDLY
Can handle vehicular loads

BURGUNDY RED

BURNT CLAY

OLD OAK

3 COLOR BLEND BLENDED ON SITE

BASALT

STANDARD
4 x 9¾ x 2¾"
100 x 250 x 70mm

Basalt

ELEGANCE®

Copthorne®

Exclusive to UNILOCK®

Inspired by the rich color and timeworn beauty of European street pavers, Copthorne offers more delicate dimensions than Town Hall®. These proportions make it possible to design curved walkways and borders using Copthorne without the need for cutting. Cast using Reala™ Technology for an authentic surface appearance, and Ultima™ Concrete Technology to deliver up to four times the strength of conventional poured concrete, Copthorne offers timeless beauty.

3 Color Blend (Burgundy Red, Burnt Clay and Old Oak)

ELEGANCE®

Deep rich colors and unique textures

Copthorne®

Exclusive to UNILOCK®

ADVANTAGES

REALA™
Cast from historic brick

ULTIMA™
Up to 4x stronger than poured-in-place concrete

DRIVE FRIENDLY
Can handle vehicular loads

BURGUNDY RED

BURNT CLAY

BASALT

OLD OAK

3 COLOR BLEND
BLENDED ON SITE

STANDARD
2½ x 7⅞ x 2⅜"
65 x 200 x 60mm

3 Color Blend (Burgundy Red, Burnt Clay and Old Oak) with Richcliff® (Dawn Mist)

Retaining Walls & Vertical Features

Unlimited creative possibilities exist for retaining soil or building vertical features like grill islands and firepits. Now the durability of EnduraColor™ is available, thanks to our U-Cara® Multi-Face Wall System.

Pavers: Beacon Hill™ Smooth (Granite Fusion) with Copthorne® (Basalt) accent
Wall: U-Cara® Pitched and U-Cara Smooth (Bavarian)

ENDURACOLOR™

U-Cara®

Multi-Face Wall System

Exclusive to UNILOCK®

This patented wall system, exclusive to Unilock, represents a revolution in wall design. With U-Cara it's now possible to design walls, pillars, planters, fire features, grill islands and more, with the refined surface and long-lasting color of exclusive Unilock EnduraColor finishes.

reddot

2019

U-Cara received the "red dot" award for high design quality and innovation.

UMBRIANO® FINISH

FRENCH GREY

SUMMER WHEAT

Granite Fusion with Universal coping (Grey)

PITCHED FINISH

BAVARIAN

GRANITE FUSION

FOSSIL

SMOOTH FINISH

BAVARIAN

GRANITE FUSION

OPAL

DARK CHARCOAL

SERIES™ FINISH

ONYX BLACK 3" PANEL ONLY

TUSCAN BUCINE BLUESTONE

FLAMED SANDSTONE

LEFT
U-Cara (Bavarian) with U-Cara (Bavarian Smooth) backsplash
Pavers: Beacon Hill™ Flagstone (Bavarian) with Copthorne® (Basalt) accent

RIGHT
U-Cara (Granite Fusion Pitched) with U-Cara Series™ (Onyx Black) accent and Ledgestone™ (Grey) coping

BOTTOM
U-Cara (Summer Wheat Umbriano Finish) with Natural Stone (Golden Sand) coping
Pavers: Umbriano (Summer Wheat) with Town Hall® (3 Color Blend)

ENDURACOLOR™ | *Refined surface and long-lasting color*

U-Cara®

Multi-Face Wall System

Exclusive to UNILOCK®

U-Cara Fascia Panels can be placed anywhere along the patented SureTrack™ Backer Block, allowing for pattern, color and texture combinations that are impossible to achieve with other systems. The design possibilities are endless for single or double sided vertical landscape features and retaining walls.

1 CHOOSE YOUR BASE UNIT

UNIVERSAL BASE UNIT
14 x 19 x 2"
355 x 482 x 55mm

ADVANTAGES

UMBRIANO® FINISH
COLORFUSION™
Subtly mottled color finish

SERIES™ FINISH
Granite, Quartz and Marble surface materials

2 CHOOSE A BACKER SIZE

SURETRACK STANDARD BACKER
6 x 8 x 6"
150 x 200 x 150mm

SURETRACK LARGE BACKER
6 x 7½ x 12"
150 x 190 x 300mm

SURETRACK CORNER/PILLAR BACKER
6 x 7 x 12"
150 x 175 x 300mm

SURE TRACK CORNER INSERT
L = 2"
50mm

3 CHOOSE PANEL SIZES

6" STANDARD FASCIA PANEL
6 x 18½ x 2⅜"
150 x 466 x 60mm

STANDARD FASCIA HALF PANEL
6 x 9¼ x 2⅜"
150 x 233 x 60mm

CLOSED-END FASCIA PANEL
6 x 21 x 2⅜"
150 x 540 x 60mm

3" FASCIA PANEL
3 x 9¼ x 2⅜"
75 x 233 x 60mm
SERIES FINISH ONLY

2 UNIT CORNER BUNDLE

4 CHOOSE PANEL STYLES

PITCHED

SMOOTH

UMBRIANO

SERIES

FLAMED

5 CHOOSE COPING

UNIVERSAL COPING
14 x 19 x 2¾"
355 x 482 x 70mm

See page 136-141 for more coping options

US Pat. 9,453,341 (International Patents Pending)

Modular System

U-Cara Multi-Face Wall

The U-Cara® Modular System offers a variety of aluminum frames that can be mixed and matched to construct vertical features like grill islands and pillars.



With the U-Cara Modular System you can build Grill Islands, Bars, Back splashes, Fire Tables and Pillars.

Speak to your contractor to select a design and a U-Cara fascia panel finish to suit your project.

Wall Mount

U-Cara Multi-Face Wall

The U-Cara Wall Mount System allows you to put the finishing touches on your project by cladding existing structures like unsightly exposed foundation areas or concrete steps with U-Cara fascia panels.

Create matching vertical features with the U-Cara Modular System to complete your cohesive design.

LEFT
Grill Island: Sierra
Paver: Artline™ (Bavarian Blend) with Town Hall® (Basalt) accent

RIGHT
Granite Blend with Series™ (Onyx Black) accent and Ledgestone™ (Grey) coping and pillar cap

BOTTOM
Seat wall and Water Feature:
Granite Blend with Natural Stone (Stone Cliff Grey) coping
Paver: Richcliff® (Dawn Mist and Pebble Taupe) with Courtstone® (Basalt) accent

CLASSIC

Lineo™ Dimensional Stone

COPING OPTIONS
We recommend using Ledgestone™, Natural Stone or Universal Coping.

GRANITE BLEND

GRAPHITE NEW

RIVER

SIERRA

8 x 24 x 4"
200 x 600 x 100mm

8 x 20 x 4"
200 x 500 x 100mm

8 x 16 x 4"
200 x 400 x 100mm

8 x 12 x 4"
200 x 300 x 100mm

4 UNIT RANDOM BUNDLE

PILLAR UNIT / CORNER UNIT
8 x 12 x 4"
200 x 300 x 100mm

LEDGESTONE™ PILLAR CAP
24 x 24 x 4"
600 x 600 x 100mm

UNIVERSAL BASE UNIT
14 x 19 x 2"
355 x 482 x 55mm

LEFT
Pizza Oven: Sierra with Copthorne® (Basalt) accent and Brussels Fullnose™ (Sierra) details
Paver: Bristol Valley® (Steel Mountain) with Copthorne (Basalt) accent

RIGHT
Firepit: Granite with Series™ (Onyx Black) accent and Ledgestone™ (Buff) coping
Paver: Bristol Valley® (Steel Mountain)

BOTTOM
Sierra with Copthorne (Basalt) accent and Sandstone coping

CLASSIC

Olde Quarry™

COPING OPTIONS
We recommend using Ledgestone™, Natural Stone, Universal Coping or Brussels Fullnose™.

COFFEE CREEK

GRANITE

RIVER

SANDSTONE

SIERRA

15" UNIT
15 (12) x 4 x 9"
381 x 100 x 230mm

12" UNIT
12 (9) x 4 x 9"
300 x 100 x 230mm

9" UNIT
9 (6) x 4 x 9"
229 x 100 x 230mm

3 UNIT RANDOM BUNDLE

STANDARD
12 x 9 x 4½"
300 x 230 x 150mm

COPING
12 x 3 x 12"
305 x 76 x 305mm

UNIVERSAL BASE UNIT
19 x 14 x 2"
482 x 355 x 55mm



LEFT
Steps and Coping: Sierra
Paver: Copthorne® (3 Color Blend)

RIGHT
River with Ledgestone
(Buff) coping

BOTTOM
River with Copthorne®
(Basalt) accent
Paver: Beacon Hill™ Flagstone
(Alpine Grey)

CLASSIC

Estate Wall™

COPING OPTIONS
We recommend using Estate Wall or Ledgestone™.

GRANITE

RIVER

SANDSTONE

SIERRA

LARGE UNIT
9 x 16 x 6"
230 x 380 x 150mm

MEDIUM UNIT
9 x 12 x 6"
230 x 320 x 150mm

SMALL UNIT
8 x 9 x 6"
200 x 230 x 150mm

3 UNIT RANDOM BUNDLE

CORNER
9 x 12½ x 6"
230 x 320 x 150mm

COPING
12 x 12½ (9½) x 3"
300 x 320 (240) x 75mm

UNIVERSAL BASE UNIT
14 x 19 x 2"
355 x 482 x 55mm

LEFT
Granite with Copthorne® (Basalt) accent and Natural Stone (Stone Cliff Grey) coping
Paver: Copthorne® (Basalt)

RIGHT
Sandstone with Brussels Fullnose™ (Sandstone) coping

BOTTOM
Sandstone with Series™ (Onyx Black) accent and Brussels Fullnose (Sandstone) ledge
Paver: Brussels Block® (Sandstone)

CLASSIC

Brussels Dimensional Stone®

COPING OPTIONS
We recommend using Ledgestone™, Natural Stone or Universal Coping.

COFFEE CREEK SMALL TAPERED ONLY

GRANITE SMALL TAPERED ONLY

LIMESTONE

SANDSTONE

SIERRA

STANDARD
12 x 4 x 8"
300 x 100 x 200mm

SMALL TAPERED
9 x 3⅞ x 7⅞"
229 x 100 x 200mm

UNIVERSAL BASE UNIT
19 x 14 x 2"
482 x 355 x 55mm

SUNSET FIREPIT KITS

Round

Square

Available Colors: Coffee Creek, Sandstone and Sierra.

SIENA EDGE
Granite

CLASSIC

SienaEdge™

GRANITE

SIERRA

STANDARD / CORNER UNIT
11½ x 39 x 7"
290 x 1000 x 180mm

COPING UNIT
11½ x 39 x 7"
290 x 1000 x 180mm

NOTE: Coping Unit can also act as a closed end unit with the unique patented locking mechanism.

CLASSIC

SienaStone™

NATURAL

STANDARD 333
13 x 47¼ x 7¼"
333 x 1200 x 185mm

COPING
20 x 47¼ x 7¼"
500 x 1200 x 185mm

CORNER 45° (left & right)
20 x 43⅓ x 7¼"
500 x 1100 x 185mm

CORNER 90° (left & right)
20 x 43⅓ x 7¼"
500 x 1100 x 185mm

See page 141 for SienaStone Smooth Step.



CLASSIC

Pisa XL™

COPING OPTIONS
We recommend using Pisa,
Natural Stone or Universal Coping.

SIERRA

NEVADA

GRANITE

GRANITE ONLY IN COPING,
CORNER & XL WALL

CORNER
12 x 6 x 8"
300 x 150 x 200mm

COPING
12 x 12 x 6"
300 x 300 x 150mm

XL UNIT
12 x 16 x 6"
300 x 400 x 150 mm

UNIVERSAL BASE UNIT
14 x 19 x 2"
355 x 482 x 55mm

Granite

Steps, Treads, Coping & Caps

From classic, fullnose shapes to pitched-face edges, our steps, treads and coping offer a wide variety of choices for the finishing touch on your project.

U-Cara® Pitched (Granite Fusion) with Universal Coping (Grey)

Ledgestone™

Steps, Coping & Pillar Cap

BUFF

GREY

48" STEP
24 x 48 x 5⅞"
610 x 1220 x 150mm

72" STEP
24 x 72 x 6"
610 x 1830 x 150mm

24" PILLAR CAP
24 x 24 x 4"
610 x 610 x 100mm

COPING UNIT
12 x 24 x 2¾"
305 x 610 x 70mm

CLOSED END COPING
12 x 24 x 2¾"
300 x 610 x 70mm

FULLNOSE COPING
12 x 24 x 2⅜"
300 x 610 x 60mm

LARGE COPING UNIT
13½ x 30 x 2¾"
343 x 762 x 70mm

LARGE CLOSED END COPING
13½ x 30 x 2¾"
343 x 762 x 70mm

TOP Fullnose Buff
BOTTOM 48" Steps Buff

ADVANTAGES

REALA™
Cast from natural stone

STONEMARK™

Fullnose Coping

6 x 12" Fullnose

CHARCOAL

SANDSTONE

SIERRA

STANDARD
6 x 12 x 2¾"
150 x 300 x 70mm

Brussels Fullnose™

CHARCOAL

SANDSTONE

SIERRA

STANDARD
6 x 12 x 2¾"
150 x 300 x 70mm

ADVANTAGES

ANTIQUED FINISH
Distressed, timeworn finish

TOP Antiqued Sandstone
BOTTOM 6x12 Fullnose Sierra

Natural Stone Steps, Coping & Pillar Cap

IVORY SAND **NEW** SANDSTONE

GOLDEN SAND **NEW** SANDSTONE

STONE CLIFF GREY SANDSTONE

BLACK RIVER LIMESTONE

4' ROCKFACE COPING
48 x 12 x 2"
1200 x 300 x 50mm

4' FULLNOSE
48 x 12 x 2"
1200 x 300 x 50mm

6' FULLNOSE
72 x 12 x 2"
1830 x 300 x 50mm
IVORY SAND ONLY

4' ROCK FACE STEP
48 x 16 x 6"
1200 x 410 x 150mm

BLACK RIVER ONLY

24" PILLAR CAP
24 x 24 x 4"
600 x 600 x 100mm

28" PILLAR CAP
28 x 28 x 4"
710 x 710 x 100mm

PILLAR CAPS NOT AVAILABLE IN GOLDEN SAND

Exclusive to UNILOCK

TUSCAN BUCINE BLUESTONE



FLAMED SANDSTONE

STEP
24 x 48 x 6"
600 x 1200 x 150mm

COPING
14 x 48 x 2"
356 x 1200 x 50mm

PILLAR CAP
24 x 24 x 2"
600 x 600 x 50mm

BUCINE BLUESTONE®
from Tuscany

Architectural Coping & Pillar Cap

BUFF



CHARCOAL

COPING
24 x 14 x 2⅜"
609 x 355 x 60mm

PILLAR CAP
28 x 28 x 3"
711 x 711 x 76mm

TOP Buff Pillar Cap
BOTTOM Charcoal Coping

ADVANTAGES

Enhanced surface appearance

ENDURACOLOR™

Universal Coping

TAN

GREY

COPING/STEP UNIT
14 x 19 x 2¾"
360 x 480 x 70mm

TOP Grey Coping
BOTTOM Tan Step Treads

ADVANTAGES

ENDURACOLOR™

Pisa2™

GRANITE

NEVADA

SIERRA

12 x 12 x 3
300 x 300 x 75mm

Estate Wall™

GRANITE

RIVER

SANDSTONE

SIERRA

12½ (9½) x 3 x 12"
320 (240) x 75 x 300mm

SienaStone™

NATURAL

NEVADA

SIERRA

COPING
20 x 39 x 7¼"
500 x 1000 x 185mm

SienaStone™ Smooth

BUFF

GREY

48" COPING
47¼ x 7 x 20"
1200 x 180 x 500mm

Note: 2 Edge details available on the same unit (Chamfer and Rounded) Contact a Unilock representative for more information.

Making Your Project Unique

Using Unilock finishing touches can make all the difference in the world to your finished product. With special attention to the details, your landscape dreams can soar above your expectations!

Beacon Hill™ Flagstone (Alpine Grey) with Copthorne® (Basalt) accents

Borders & Accents

The creative use of Unilock borders and banding adds a touch of elegance to your driveway, walkway, patio or vertical features. Use them to enhance your design selections and create distinctive designs.





Unilock was the first to introduce the concept of paver design accents more than **20 years ago.**

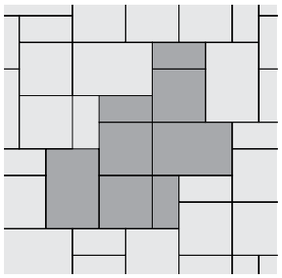

LAYING PATTERNS

One of the factors that makes your landscape project unique is the laying pattern you choose. Your contractor can recommend the best laying patterns for the product you've selected.

Visit Unilock.com for laying patterns.

PAVER Richcliff® (Smoke Shale)
ACCENT Courtstone® (Basalt)

PAVER Mattoni™ (Granite Fusion)
ACCENT Mattoni (Dark Charcoal)

PAVER Arcana™ (Modena)
ACCENT Series™ (Onyx Black)

PAVER Umbriano (Summer Wheat)
ACCENT Copthorne® (3 Color Blend)

PAVER Courtstone (Basalt)
ACCENT Copthorne® (Burgundy Red)

PAVER Beacon Hill™ Flagstone (Granite Fusion)
ACCENT Town Hall® (Basalt)

WALL U-Cara® (Fossil Pitched)
ACCENT U-Cara (Umbriano Summer Wheat)

WALL U-Cara (Granite Fusion Pitched)
ACCENT U-Cara (Onyx Black Series 3" panel)

Firepits & Fire Features

U-Cara® Wall

U-Cara® Wall with Natural Stone coping

Lineo® Dimensional Stone with Ledgestone™ coping

Imagine the pure joy of sitting around an outdoor firepit with your friends and family! Envision getting cozy on a cool night and enjoying the mesmerizing flames from your backyard Unilock firepit or fireplace. It's a dreamer's dream come true!

HEAT DAMAGE PREVENTION

To ensure a long lasting fire feature, direct exposure to extreme heat from an open flame should be avoided. Always construct fire features with a protective heat barrier such as a metal insert, refractory blocks or approved firebrick to prevent potential heat damage.

Sunset Firepit Kit

Square shape also available.

FIREPIT INSERT

Sold Separately

Firepit kit comes with a firepit insert that fits securely into the firepit.

NOTE: *Large fires and extreme heat are detrimental to concrete.*

Outdoor Kitchens

An outdoor kitchen has a certain element of extravagance. It's an entire, defined space dedicated to the preparation of meals among family and friends – set outside, no less.

Brussels Dimensional Stone®

U-Cara® Wall

Lineo® Dimensional Stone

From a practical side, an outdoor kitchen extends your home's living and entertaining space and allows you to make the most of your backyard.

U-Cara® Wall

Lineo™ Dimensional Stone

Lineo™ Dimensional Stone

Design Considerations

If you're considering adding an outdoor kitchen to your outside escape, you likely have questions. You need to think about how you'll use the space, the outdoor appliances you need, the best location for a kitchen in your yard, and how it will weather the elements over time.

Read all about the seven things you should consider when designing your outdoor kitchen.

Pillars & Water Features

Pillars add a sense of permanence and strength to your landscape design, creating visual interest with height variation and functionality. Pillars are great for creating a visual anchor to walls and a place for extra lighting. By adding pillars, you can take your project to the next level.

Brussels Dimensional Stone® with Ledgestone® Coping



U-Cara® Wall with Ledgestone® coping

Lineo™ Dimensional Stone with Natural Stone Coping

Lineo™ Dimensional Stone

Looking for Something Different?
Speak to your contractor about using Unilock products to build a custom feature that's just right for your project.

From fountains and ponds to waterfalls and custom water features, these soothing additions are a popular way to enhance your landscape design.

U-Cara® Wall with Universal coping

Brussels Dimensional Stone® with Town Hall® accent

Creative Ideas

The versatility of Unilock products provides a playground for your imagination. From mixing patterns and colors to create a custom sports court, to utilizing Unilock wall systems to beautify a utilitarian window well, the possibilities are endless!

This small storage area becomes a thing of beauty, paved with Unilock Beacon Hill™ Smooth and Universal Coping treads.

Learn & Plan

With the right help, knowledge and preparation, you can turn your ideas into bold, exciting reality.

You want a dramatic look that sparks curbside conversation. If getting there seems daunting, turn to our people, plans and tools. We've got you. And you've got this.

Learn About Unilock Coatings & Finishes

Discover the perfect combination of Unilock features and finishes for your next project. No one offers a wider variety of surface treatments than Unilock. Find your perfect match here.

Mattoni™ - Antiqued Finish

Umbriano™ Hex - EasyClean & ColorFusion

Bristol Valley™ - Soft Touch

The more you know, the more you'll understand why Unilock is the best choice of all.

Coatings & Finishes

EasyClean™

Available only on EnduraColor products, EasyClean enhances the surface color and provides integral protection from stains. Unlike after market sealers, it does not need to be re-applied.

ClassicCoat™

These factory-sealed, Classic thru-mix pavers save you the time and hassle of after market sealing and help protect the product's color and surface texture from wear.

SOFT TOUCH

The ultra-smooth and silky surface texture of these products is achieved with a special finishing process that results in a luxurious surface that feels soft underfoot.

ANTIQUED FINISH

Different methods are used to achieve this distressed, timeworn finish on different products, but in every case this patina enhances the look.

BRUSHED FINISH

Only Unilock offers this unique surface, enhanced with graphically interesting etched lines.

COLORFUSION™

The look of natural granite is achieved when color and granite particles are randomly dispersed using proprietary ColorFusion technology to achieve a unique mottled surface.

EXPOSED GRANITE

Granite, Quartz and Marble particles are embedded in the surface of the product and then revealed using additional processing methods.

Series™ - Exposed Granite

Unilock Paver Reference Guide

UNILOCK PAVERS	Classic	EnduraColor	Elegance	ClassicCoat	Soft Touch	EasyClean	Reala	Ultima	ColorFusion	Permeable	Vehicular
Arcana™		●				●					
Artline™		●			●	●					●
Beacon Hill™ Flagstone 60mm		●									
Beacon Hill Flagstone 80mm		●									●
Beacon Hill Flagstone XL		●									
Beacon Hill Smooth		●									
Beacon Hill Smooth XL		●									
Bristol Valley®		●			●	●					
Brussels Block®	●										●
Copthorne®		●	●				●	●			●
Courtstone®		●	●				●	●			●
Eco-Priora™	●	●								●	●
Hollandstone™	●										●
Holland Premier™		●									●
Mattoni™		●									●
Richcliff®		●	●				●	●			●
Series 60mm		●									
Series 70mm		●									●
Series 80mm		●									●
Skyline™		●									
Soreno™		●			●	●					
Town Hall®		●	●				●	●		●	●
Treo™ Smooth		●								●	●
Tribeca Cobble™		●								●	●
Umbriano®		●				●			●		*
Westport™	●			●							●

** see product page for explanations.*

Unilock Wall Reference Guide

UNILOCK WALLS	Classic	EnduraColor	Reala	ColorFusion	Two-Sided	Garden	Engineered
Brussels Dimensional Stone®	●				●	●	
Estate Wall™	●				●	●	●
Lineo™ Dimensional Stone	●				●	●	
Pisa XL®	●					●	●
SienaEdge™	●				●		●
SienaStone™	●						●
Olde Quarry™	●				●	●	●
U-Cara®		●		●	●	●	●

STEPS	Classic	Reala	Natural
Ledgestone™		●	
SienaStone	●		
Natural Stone - Sandstone			●
Natural Stone - Limestone			●

Coping pairings

UNILOCK COPINGS	Architectural Coping	Ledgestone	Natural Stone	Brussels Fullnose	Estate Wall	Pisa
Brussels Dimensional Stone		●	●	●		
Estate Wall		●	●		●	
Lineo Dimensional Stone		●	●			
Pisa2			●			●
Olde Quarry		●	●	●		
U-Cara	●	●	●			

Learn About The Process



Now that you've been inspired by our many different products and ideas, it's time to get down to the nitty gritty. We want you to have all of the information you need to make your project a huge success.

Scan here for your Project Planning Guide and helpful Contractor Checklist.

Unilock Idea Center

See Unilock products in life-like settings

Talk to knowledgeable helpful staff

Take home *free* product samples

Whether you're looking to create a simple front entry or a complete outdoor living installation, no project is too big or too small for Unilock! Visit our Outdoor Idea Center to see our products in life-size installations, and let our Customer Service staff help you create your dream project plan.

We're here to help you every step of the way.

Unilock Outdoor Idea Center 301 E Sullivan Rd, Aurora, IL 60505

UVISION®
3D LANDSCAPE CREATOR

While there are many contractors and designers who still prefer to draw by hand, more and more plans today are being created digitally and in 3D.

If you're having trouble imagining what your project will look like when it's complete, a 3D design can really help.

3D Rendering Created with Uvision® 3D Design Software

Speak to your contractor about how 3D design can help you visualize the possibilities for your project!

Construction Process

The quality of the work that's done to prepare the base for your pavers and walls is extremely important. A proper base ensures that your pavers and walls won't shift out of place during freeze/thaw cycles.

STEP 1 | EXCAVATION

The first step in any project is excavation of grass and topsoil. The depth will depend on two factors:

1. **Soil Type** - Clay soil requires deeper excavation; sandy soil requires less.
2. **Use** - Heavy loads like driveways and retaining walls require deeper excavation; lighter loads like patios and walkways require less.

Depth of excavation can be reduced significantly if a layer of DriveGrid™ is placed at the bottom of the excavation before the gravel gets placed. Loose subsoil resulting from the excavation process should always be compacted before DriveGrid and gravel are placed.

STEP 2 | GRAVEL BASE

The excavated area will be filled with a gravel base. This gravel base needs to be:

- **Strong enough** to handle the load of whatever is placed on the surface.
- **Free draining** so that water drains out of the base into the subsoil. Retaining walls may require a perforated drain pipe in the gravel base to direct water away from the base of the wall.
- **Extended** at least six inches beyond the edges of the finished paver surface.
- **Compacted** in several layers, using the proper equipment.

Learn about frequently used terms in the hardscape and landscape industry.

STEP 3 | BEDDING LAYER

A 1" (25mm) layer of sand or tiny stone chips is spread out and smoothed on top of the solid gravel base. This layer allows paver or wall units to be leveled or sloped for smoothness and drainage.

Some contractors may recommend a poured concrete surface instead of a typical bedding layer, which is fine as long as the concrete is accurately poured and sits on a stable and well-drained base.
Note: *Once concrete is poured, the height of paver or wall units can no longer be adjusted.*

STEP 4 | RESTRAINT SYSTEM

For pavers, an edge restraint will be secured with long metal spikes or a concrete edge will be installed to prevent perimeter pavers from drifting out. For walls, glue may be used to secure rows of blocks. Larger retaining walls may require geogrid every few layers to secure the wall into the soil that is being retained.

STEP 5 | JOINT MATERIAL

The color you choose for joint material impacts the overall aesthetic. It also plays an important role between pavers by keeping out weeds and other debris. Your contractor can help you decide which joint material is right for your project.

There are two types of joint material to choose from:

Basic Jointing Sand – Years ago, this was the only joint material available. As it wears away, issues with weeds could arise. If you choose a basic sand, we recommend that you use a joint stabilizing sealer and be prepared to replenish the sand when needed.

Polymeric Sand – This special sand stays in place longer because it is combined with a binding agent. However, it's not right for every project and needs to be installed with care to prevent hazing.

BLACK SAND



TAN SAND



GREY SAND

STEP 6 | SEALING

Unilock pavers will be durable with, or without, a sealer. Some homeowners choose to apply a sealer to enhance the color of the pavers, while others choose to appreciate the color of the pavers as they age. Some Unilock pavers are sold factory sealed. If you choose to seal, you should plan to re-seal every 3-5 years.

Factory-Sealed Products

Elegance® Pavers and Unilock pavers manufactured with EasyClean™, have been pre-sealed in the factory and do not require sealing after installation. To clean and brighten the surface at any time, a gentle power washing of the surface is recommended. If you still wish to re-seal the surface, you must wait a minimum of 3 years before applying sealer. Only use solvent-based sealers.

PAVER CONSTRUCTION

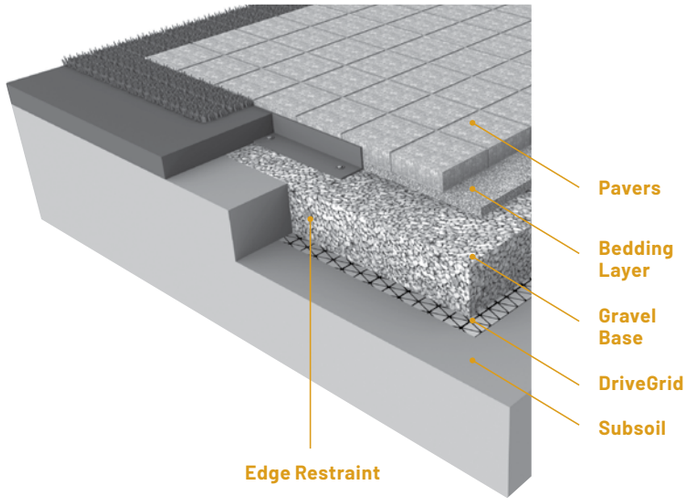

WALL CONSTRUCTION

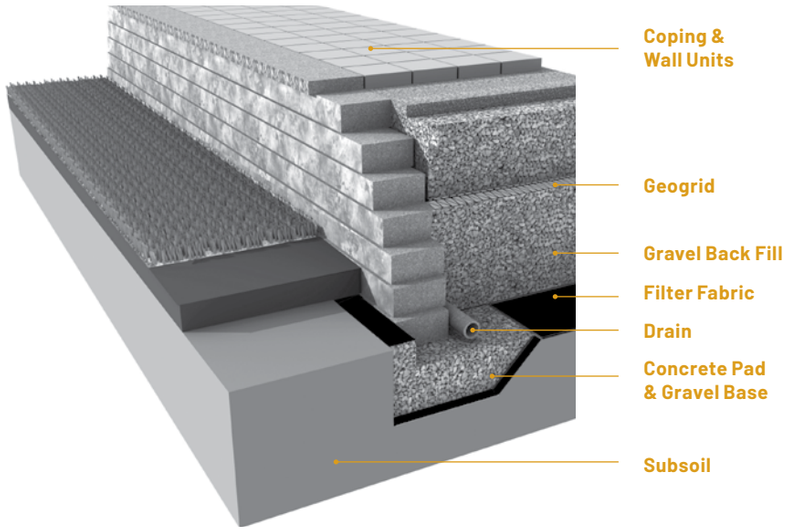

Finding the Right Contractor

Choosing the right contractor for your project is the most important decision of all because even the best materials can be spoiled by poor installation and workmanship. Be sure to ask the right questions and keep in mind that the cheapest quote is rarely the best option.

NEED HELP FINDING A QUALIFIED CONTRACTOR?

Our Referral Program will match you with a highly competent contractor who meets the rigid standards we impose to ensure the best quality work and results. Simply contact us online, by phone or at one of our locations and we'll help you find a contractor guaranteed to do the job right.

Register online at Unilock.com and we'll match you with a Unilock Authorized Contractor in your area.

8 Tips for Choosing A Contractor

1 WORKMANSHIP

- Ask to see projects the contractor completed more than two years ago so you can see how their work holds up over time.
- Are the pavers laid in a way that minimizes awkward cuts?
- Are the curves of the project cut in a way that minimizes large gaps?
- Have edge restraints been used and still in place?
- How long does the contractor guarantee the work?
- How many warranty claims has the company had in the past two years?

2 SUB-CONTRACTING

- Some contractors will hire other companies to perform parts of the work, like lighting and irrigation. Be sure to ask the contractor about these sub-contractors and how they will be managed.

3 RELEVANT EXPERIENCE

- How long has the contractor been installing pavers and walls?
- Has the contractor installed projects in the past with the features you're considering (eg. a raised patio, retaining wall or water feature)?

4 BASE PREPARATION

- What are the contractor's base preparation methods?
- What materials are used and why?
- Is there a standard procedure for base preparation or will the contractor assess your site's unique needs?

5 TIMING

- Ask the contractor how far in advance they are booking projects and how long your project might take.
- What are the contractor's payment terms?
- Is an upfront deposit required to secure the timing of the project?

6 DOCUMENTATION

- Does the contractor have the proper licensing for their work?
- Does the contractor have liability insurance and are employees covered by Workers Compensation?
- Will there be permits required for the job and if so, who is responsible to secure them?

7 COMPATIBILITY

- Do you like this contractor? Can you easily communicate and understand each other? Is this someone you can trust?
- Ask if the person you're meeting will be on site throughout the project or if someone else in the company will be your day-to-day contact person.
- Contacting references can help you understand how the contractor operates throughout a project.

8 DESIGN

- Does the contractor offer a design service? Is there a cost for this?
- Is the design hand-drawn or rendered in 3D?
- Are the contractor's designs something you would like for your project?

Protect Your Investment

Learn how to take care of your Unilock products to ensure that they stay beautiful and functional for years to come.

Prevent weeds before they take root

When a proper base is installed, there is no soil directly beneath your pavers for weeds to grow. However, if the joints are not kept full with jointing material, it is possible for dirt and weed seeds to blow in from the surrounding area and germinate in the joints.

IN THE PAST - a basic sand was the only jointing material available. Unless it was replenished regularly, rain would erode the sand, leaving joints vulnerable to weeds.

TODAY - new varieties of sand-stabilizing compounds and polymeric jointing material are available which relieves homeowners from this maintenance burden. See page 161 for more information on jointing material choices.



Spring Maintenance

Although most Unilock products are designed to be low maintenance, there are a number of preventative maintenance steps that can be performed each spring to ensure that your project keeps its pristine appearance throughout patio season.

Check for "creep" – this is where the stones push out (due to winter stress, traffic or failure of the edge restraint), dips, deformations or stains. Should you discover any of these problems, they are all fixable.

Visit Unilock.com or speak to our friendly Unilock staff to find solutions.

Fall Maintenance

The most important thing to do in the fall is to keep leaves and other debris off your stones. Remove any plant pots, furniture, urns and BBQs that can leach rust onto your surfaces.

Winter Maintenance

While Unilock products are de-icing salt-resistant, it is highly recommended to use calcium-based products or rock salt (sodium chloride) to melt ice. Use a plastic shovel and plastic blade protectors on snow plows or blowers to protect the surface.

NOTE: Avoid magnesium-based de-icing products as they are very aggressive and may cause damage to the concrete surface.

Search our knowledge center for more FAQ's.

The Choice of Design Professionals

The same Unilock products available to homeowners have been relied upon by architects, landscape architects and engineers for decades, to create world class commercial spaces across North America.

Like a good artist chooses only the best paint, the very best contractors use exclusive Unilock colors, textures and styles to showcase their creativity and workmanship.

Navy Pier. Chicago, IL.
Designer: James Corner Field Operations

Indianapolis Motor Speedway, Indianapolis, IN
Designer: Browning Day Mullins Dierdorf

Pier 4, Boston, MA
Designer: Mikyoung Kim Design

White Plains Public Library, White Plains, NY
Designer: IQ Landscape Architects

Our Quality Commitment

Unilock was the first concrete paver manufacturer in North America to offer a Lifetime Guarantee, and since then we have continued to stand behind it to ensure customers are completely satisfied with our products. With almost 2 billion stones in the ground, that's quite the commitment!

Our products are better and stronger than other brands. In fact, our internal standards of manufacturing in the USA and Canada far exceed industry standards set by ASTM (American Society for Testing and Materials) and CSA (Canadian Standards Association) and other European organizations.



LIFETIME GUARANTEE - RESIDENTIAL

Our Transferable Lifetime Guarantee warranties the structural integrity of Unilock concrete paving stones and retaining wall units when used in residential applications. It covers any structural failure or deterioration of the concrete unit resulting from normal use or from the reasonable application of sodium chloride (common rock salt used for de-icing). StoneMark™ products have the same warranties as Unilock paving stones and retaining walls, but cannot be warrantied against damage resulting from de-icing products.

Any materials installed and maintained to our guidelines, and subject to normal wear, that prove defective, will be replaced without cost. Proof of purchase is required. Customers are encouraged to submit receipts to us as soon as their project is complete, using the Unilock Warranty Registration Form on our website (Unilock.com).

Purchasers need to ensure that the product they purchase is appropriate for their intended application; for example, only certain thicknesses of products are appropriate for driveways. Color matching of the replacement product and/or lost time cannot be guaranteed and labor costs related to installing replacement product is not included. Unilock reserves the right to seek a professional diagnosis and opinion to determine the exact cause of the product failure. If the failure falls within our warranty parameters, Unilock will replace the defective product.

EXCLUSIONS – Unfortunately, some things are beyond the control of Unilock, and are therefore not covered by this warranty. These include: naturally occurring efflorescence, hazing from polymeric jointing sand, scratching and chipping resulting from snow removal or construction equipment, damage caused by natural or un-natural disasters, or negligence by anyone other than Unilock. The Unilock warranty also does not cover deterioration or damage as a result of poor design or poor installation practices that are contrary to specifications as laid out by ICPI (Interlocking Concrete Pavement Institute) and the NCMA (National Concrete Masonry Association). For more information please visit www.icpi.org and www.ncma.org. Additionally, please refer to the Maintenance, Color and Installation Advisories.

MAINTENANCE ADVISORY

1. Cleaning and Sealing
As with anything that is outdoors, Unilock products are subject to harsh weather, dust, acid rain, leaf stains, water stains and general wear from foot or vehicular traffic. Therefore, periodic cleaning using environmentally safe detergents designed for cleaning concrete is recommended to maintain a bright, fresh appearance.

To make subsequent cleaning easier and more effective, a concrete sealer can be applied to new or cleaned products to help prevent the penetration of substances that can cause stains.

There are many types of concrete cleaners and sealers on the market. Always read the instructions carefully before using the product to make sure that it will function as expected. Testing first, in a small unobtrusive area, is always a good idea to ensure the results are acceptable. Consult your local hardscape dealer to find the products best suited for your paver or wall installation.

Visit Unilock.com to register for your Transferable Lifetime Guarantee.

2. Winter Maintenance
Snow removal by way of metal blades on plows or shovels will scratch and chip the surface of pavers, causing permanent damage. To mitigate this risk, metal snow clearing blades must always have a polyurethane or rubber cutting edge attached when plowing pavers.

De-icing Salts - The use of de-icing products on paver surfaces is important for safety and to help mitigate snow accumulation. Most de-icing products will have some effect on concrete, even if the product label indicates that it is safe on concrete. If you must use a de-icing product, we recommend that you use Sodium Chloride (ordinary rock salt) or Calcium Chloride (for colder climates). Always apply sparingly. The use of de-icing products on StoneMark, wet-cast pavers, slabs or coping may damage the product and therefore is not recommended. Whenever possible use a coarse sand as an anti-slip measure instead of de-icing chemicals.

COLOR ADVISORY

1. Selection
Due to the inherently variable nature of printed materials and digital monitors, Unilock cannot guarantee that products will match the color of printed or online images. Therefore, when making final product selections, decisions should be made based on actual stones which are readily available from Unilock, Authorized Contractors or Authorized Dealers. Most Unilock products are not comprised of a single color, but rather contain blended colors for a more natural appearance. This means that there will be significant color variance from stone to stone, so purchasers should view multiple units together to get a more accurate impression of the overall color.
Note: Unilock Natural Stone variations are outside the control of Unilock. Purchasers of natural stone must be willing to accept this inherent variability.

2. Pre-installation checking
Always check the label to ensure that the Unilock product delivered to your project is the product and color ordered. If there is a discrepancy, or if the product inside the packaging doesn't appear to be correct, contact your hardscape dealer before installing any pavers or wall units. If the product is installed, it indicates your acceptance of the products as delivered.

3. Blending
If the project requires more than one bundle of product it's always a good idea to draw product from several bundles when installing, as this ensures that any variation between bundles will be seamlessly integrated in the project. When bundles are from different production runs, random selection from multiple bundles is even more important.

4. Efflorescence
Efflorescence is a naturally occurring process that may appear as a white or light grey powder on the surface of concrete, clay or natural stone. It is temporary, and will disappear over time. However, if it is bothersome, an efflorescence cleaner can be used to remove it. There is no way to predict or prevent efflorescence. Because it does not compromise the structural integrity of the product, it is not covered by Unilock product warranties.

INSTALLATION ADVISORY

1. Construction Residue
While a certain amount of dirt on pavers and walls is inevitable during the construction phase, installers are strongly encouraged to clean as they go as construction residue can embed in the surface and become difficult to remove. The slurry produced during wet-saw cutting is particularly stubborn to clean if allowed to dry on the surface of pavers. Unilock warranties do not cover stains caused by a failure to remove construction residue.

2. Polymeric Haze
Surface hazing caused by polymeric jointing sand is not the responsibility of Unilock. Polymeric jointing sand should only be installed by an experienced and knowledgeable contractor. Any sand that is left on the surface prior to activation will result in a haze that is very difficult and time-consuming to remove. Only the highest quality, brand name polymeric sand that is guaranteed by the manufacturer should be used.

3. Compaction Damage
Both smooth and textured paver surfaces can be scratched by compaction equipment used to 'flatten' a new paver installation. Therefore, metal plate compactors must be fitted with a polyethylene mat to protect the paver surface from becoming scratched, or a superior option is to use a rubber-roller compactor instead. Damage to product surfaces caused by failure to follow these instructions is not covered by Unilock product warranties.

FIRE PIT WARNING

Wood-burning fire pits must be lined with a proper metal insert or refractory (fire-rated) brick to protect the concrete components from extreme exposure to heat. Extreme heat on a concrete surface may affect the structural integrity of the concrete and can be dangerous. The floor of the fire pit should always be constructed using refractory brick or a sand bed. For your safety, always use a spark screen over the fire.

TRANSFERABLE
LIFETIME
GUARANTEE

Index

Arcana™ 87...42
Artline™ Smooth 75...28
Artline Umbriano 77
Artline II Campo 79...30
Beacon Hill™ Flagstone 60mm 63...142
Beacon Hill™ Flagstone 80mm 65
Beacon Hill Smooth 60mm 67...22, 40, 114
Beacon Hill Smooth Slab 68...17, 32, 39
Beacon Hill Smooth 80mm 69
Bristol Valley® 71...26, 30
Brussels Block® 54
Copthorne® 111...26, 34, 39, 45
Courtstone® 103...18, 34
Eco-Priora™ 56-57
Holland Premier™ 59
Hollandstone™ 55
Mattoni™ 73...23, 32
Natural Stone 93-95
Porcelain Tile 97
Richcliff® 99...6, 18, 34
Series™ 81...16
Skyline™ 91
Soreno™ 89
Town Hall® 107...20, 28, 47, 51
Treo® Smooth 61
Tribeca Cobble™ 83
Umbriano® 85...15, 20, 24, 36, 38, 44, 51
Westport™ 53

RETAINING WALLS AND VERTICALS

Brussels Dimensional Stone® 129...26
Estate Wall™ 127
Lineo™ Dimensional Stone 123...24, 28-33, 40, 44
Olde Quarry™ 125
Pisa XL™ 133
SienaEdge™ 131...22
SienaStone™ 132
U-Cara® 117...16, 42, 114, 134
U-Cara Modular System 120
U-Cara Wall Mount System 121

STEPS, TREADS, COPING & CAPS

Architectural Coping & Cap 139
Brussels Fullnose™ 137
6x12 Fullnose 137
Estate Wall™ 141
Ledgestone™ 136...19, 28-33
Natural Stone 138...34
SienaStone™ 141
SienaSmooth 141
Pisa2 Coping 140
Universal Coping 140...116, 34

TOPICS OF INTEREST

Borders & Accents 144
Coatings & Finishes 154
Classic 48...52-56
ColorFusion™ 13...77, 85, 117
Construction Process 160
Coping 136-141
Coping Pairings 157
EnduraColor™ 48...57-91
Elegance™ 48...99-113
EasyClean™ 12...71, 75-77, 85-89
Fire Features 146...23-33, 41, 44
Joint Material 161
Maintenance 164
Outdoor Idea Center 159
Outdoor Kitchens 148...24-26, 28-33
Paver Reference Guide 156
Permeable Pavers 49...56-57, 61, 83, 109
Pillars 150...24, 26, 32, 41
Reala™ 11...99-113
Retaining Walls 114-133
Sealing 164
Steps 134-141
Ultima™ 10...99-113
Wall Reference Guide 157
Water Features 150...25, 28

COVER

Pavers:
Beacon Hill Smooth (Opal) with
Series and custom accents and inlays

Vertical Features:
U-Cara Smooth (Opal) with U-Cara Series
(Onyx Black) accents and Natural Stone coping

Unilock Ltd. and Hengestone Holdings, Inc. are the owners or authorized users of all trademarks used in this publication unless otherwise specified. Umbriano® are trademarks of Metten Stein + Design GmbH & Co KG used under license by Unilock®. Measurements throughout this portfolio are nominal. Not all products shown are available at all Unilock locations. Log on to Unilock.com for availability. Colors shown in this catalog should be used only as a guide. Colors should always be chosen from actual samples. Contact your local Unilock representative for color availability in your area.

©2022 Hengestone Holdings, Inc.

UNILOCK®

Idea Center

See

An expansive display of Unilock products in a life-size outdoor setting

Talk

To our knowledgeable staff and we'll help you create a plan to achieve the outdoor space you're dreaming about.

Take

FREE samples of Unilock paver and wall products home with you.

Please feel free to walk around and browse our Outdoor Idea Center at any time. Call 1-800-UNILOCK or visit Unilock.com for more details and staff hours.

See a virtual tour at

Unilock.com

UNILOCK.COM | 1-800-UNILOCK

50 YEARS UNILOCK®
PAVING IT FORWARD

BOSTON
(508) 278-4536

CHICAGO
(630) 892-9191

MILWAUKEE
(262) 742-3890

KANSAS
(913) 417-7985

MICHIGAN
(248) 437-7037

NEW YORK
(845) 278-6700

MID-ATLANTIC
(202) 798-2060

ONTARIO
(416) 646-9000

CINCINNATI / KY / TN
(513) 202-0219

OHIO/WESTERN PA /WNY&CNY
(330) 927-4000