



PRODUCT SELECTION GUIDE

DESIGNED BY NATURE, PERFECTED BY BOULDER CREEK™





THE LOOK AND FEEL OF NATURAL STONE... NOTHING IS MORE HONEST OR MORE ENDURING.

BEAUTIFUL. For some people, good enough is fine. We're not those type of people. We make stone products for discriminating eyes and we distribute them through partners that can deliver an equally high caliber of service. There's value in excellence... but we suspect if you're reading this, you already knew that. You're like us.

RESPONSIBLE. Boulder Creek's respect for the planet runs deep. We're working hard to ensure that our manufacturing process consumes fewer resources and generates less waste. On average, our products are comprised of 75% recycled content and while making them, we capture and reuse virtually all of the water used in the process.

YOU CAN DO IT YOURSELF. Here's where nature can't compete; Boulder Creek Stone Products are engineered for easy installation. Its reduced weight, consistently flat application surfaces, corner pieces and specially designed accessories make installation easy and produce professional-grade results.

Boulder Creek offers a product palette nearly as wide and deep as nature itself. A great first step is to determine what shape appeals most to you and then explore the range of subtle and dramatic color options. Let's get started!

Accessories	29-30	Italian Fieldstone	21	Southeastern Ledgestone . . .	9
Bavarian Castle	17	Long Island Stak™	26	Splitface	22
Bluffstone	13	Montana Ledge	11-12	Stonebrick	25
Cliffstone	5-6	Mountain Blend	19	Travertine Brick	28
Clinker Brick	26	New Brick	26	Used Brick	27
Country Ledge	10	Ohio Rubble	15-16	Venetian Cobble	24
Eastern Fieldstone	20	Prairie Bluff	7-8	Western Ledge Stak™	2
Estate Brick	26	River Rock	23		
Fast Stak™	3-4	Sangria	14		

(FRONT COVER: SOUTHEASTERN LEDGESTONE BUTTERNUT)

SEE YOUR LOCAL DEALER OR VISIT BOULDERCREEKSTONE.COM FOR COMPLETE INSTALLATION INSTRUCTIONS.



WESTERN LEDGE STAK™
Moroccan

WESTERN LEDGE STAK™

A groutless pattern, it has the most depth giving it a rough and rugged Western feel.



WESTERN LEDGE STAK*
Appaloosa
S4900-2



WESTERN LEDGE STAK*
Belgian
S4930-5



WESTERN LEDGE STAK*
Burnt Hollow
S4905-09



WESTERN LEDGE STAK*
Lasino
S4925-5



WESTERN LEDGE STAK*
Moroccan
S4910-3



WESTERN LEDGE STAK*
Mustang
S4920-3

FAST STAK™

An elegant, easy-to-install
groutless pattern with a clean
and textured appearance.



FAST STAK*
Ancona
S5005-7



FAST STAK*
Black Onyx
S5035-09



FAST STAK*
Cashmere
S5015-7



FAST STAK*
Cheyenne Ridge
S5050-8



FAST STAK*
Gunflint Gray
S5020-9



FAST STAK*
Jaffa Beige
S5040-9



FAST STAK*
Mirage Gray
S5010-9



FAST STAK*
Nema
S5060-8



FAST STAK*
Russet Brown
S5090-6



FAST STAK*
Sable
S5070-8



FAST STAK*
Velarde
S5025-7



FAST STAK™
Ancona

* Groutless pattern

Always see a physical sample prior to purchase.



FAST STAK™
Nema



CLIFFSTONE
Montour



CLIFFSTONE

Linear and jagged appearance with longer horizontal stones.



CLIFFSTONE
Apache
S5170-0



CLIFFSTONE
Bradford
S5190-7



CLIFFSTONE
Montour
S5185-4



CLIFFSTONE
Sheridan
S5165-14

PRAIRIE BLUFF

A natural, rectangular stone with a fairly weathered texture. An option to drystack.



PRAIRIE BLUFF
Chandler
S5815-14



PRAIRIE BLUFF
Laner
S5820-0



PRAIRIE BLUFF
Mesquite
S5895-10



PRAIRIE BLUFF
Navajo
S5800-9



PRAIRIE BLUFF
Newbury
S5885-7



PRAIRIE BLUFF
Prescott
S5890-10



PRAIRIE BLUFF
Winslow
S5845-14



PRAIRIE BLUFF
Varena
S5875-6



PRAIRIE BLUFF
Yuma
S5810-0



PRAIRIE BLUFF
Mojave
S5860-5



PRAIRIE BLUFF
Red Mountain
S5865-5



PRAIRIE BLUFF
Newbury



PRAIRIE BLUFF
Laner / Newbury



SOUTHEASTERN LEDGESTONE
Butternut

COUNTRY LEDGE

An irregular ledgerstone, roughhewn and informal with varying heights.



COUNTRY LEDGE
Brown
S4000-8



COUNTRY LEDGE
Fossil Beige
S4060-8



COUNTRY LEDGE
Glacier Buff
S4025-8



COUNTRY LEDGE
Loveland
S4040-14



COUNTRY LEDGE
Vancouver
S4005-7



COUNTRY LEDGE
West Chester
S4095-7

SOUTHEASTERN LEDGESTONE

A mixture of large, rectangular shapes, it has some weathered edges and some striations.



SOUTHEASTERN LEDGESTONE
Barrington
S6155-4



SOUTHEASTERN LEDGESTONE
Butternut
S6165-5



SOUTHEASTERN LEDGESTONE
Cajun
S6110-3



SOUTHEASTERN LEDGESTONE
Crimson Mountain
S6185-6



SOUTHEASTERN LEDGESTONE
Quincy
S6115-7



SOUTHEASTERN LEDGESTONE
Tenor
S6102-09



SOUTHEASTERN LEDGESTONE
Wilmington
S6175-5



COUNTRY LEDGE
West Chester



MONTANA LEDGE
Suede Gray

MONTANA LEDGE

Rugged, sharp angles and distinct wear are illustrated in this stone.



MONTANA LEDGE
Chesapeake
S4670-4



MONTANA LEDGE
Cameron
S4680-6



MONTANA LEDGE
Jasper
S4655-14



MONTANA LEDGE
Leather Brown
S4650-8



MONTANA LEDGE
Pendleton
S4645-14



MONTANA LEDGE
Rocky Mountain
S4610-8



MONTANA LEDGE
Ronan
S4675-6



MONTANA LEDGE
Suede Gray
S4630-8



BLUFFSTONE
Sunset

BLUFFSTONE

Varying thicknesses with simple striations and a wind eroded, stacked appearance.



BLUFFSTONE
Easton
S4835-5



BLUFFSTONE
Outback
S4800-8



BLUFFSTONE
Seneca
S4830-4



BLUFFSTONE
Sunset
S4820-8

SANGRIA

The softer rectangular shape replicates the look of quarried stone with a chiseled face.



SANGRIA
Castano
S4200-8



SANGRIA
Pueblo
S4245-5



SANGRIA
Saddle
S4201-09



SANGRIA
Tolono
S4240-4



SANGRIA
Pueblo



OHIO RUBBLE
Hudson Bay



OHIO RUBBLE
Stonehenge



OHIO RUBBLE
Oklahoma Crème



OHIO RUBBLE
Prairie Mountain

OHIO RUBBLE

A large and stately stone. Its chiseled face simulates a castle-like exterior.



OHIO RUBBLE
Hudson Bay
S4760-0



OHIO RUBBLE
Monroe
S4715-7



OHIO RUBBLE
Oklahoma Crème
S4750-9



OHIO RUBBLE
Prairie Mountain
S4720-8



OHIO RUBBLE
St. Claire
S4705-7



OHIO RUBBLE
Smokey Hollow
S4725-8



OHIO RUBBLE
Stonehenge
S4775-4



BAVARIAN CASTLE
Antique Buff

BAVARIAN CASTLE

With large square-shaped pieces, it casts a unique, Medieval appearance.



BAVARIAN CASTLE
Antique Buff
S6240-4



BAVARIAN CASTLE
Liverpool
S6260-6



BAVARIAN CASTLE
Norwich
S6250-5



BAVARIAN CASTLE
Nottingham
S6270-10



BAVARIAN CASTLE
Westwood
S6230-4



BAVARIAN CASTLE
York Gray
S6220-3



LONG ISLAND STAK™
Woodridge

LONG ISLAND STAK™

A thin stone facing with deep and luxurious tones.



LONG ISLAND STAK*
Alden
S6385-09



LONG ISLAND STAK*
Aurora
S6395-09



LONG ISLAND STAK*
Hempstead
S6365-10



LONG ISLAND STAK*
Manhattan
S6380-09



LONG ISLAND STAK*
Niagara
S6375-09



LONG ISLAND STAK*
Woodridge
S6390-09

MOUNTAIN BLEND

Combines horizontal ledge stones with large fieldstones - Old World quality.



MOUNTAIN BLEND
Athena
S9035-7



MOUNTAIN BLEND
Barton
S9040-7



MOUNTAIN BLEND
Comforts of Home
S9030-6



EASTERN FIELDSTONE
Walden

MOUNTAIN BLEND
Comforts of Home



EASTERN FIELDSTONE

The irregular, full-faced pieces continue to impress with a variety of shapes and colors.



EASTERN FIELDSTONE
Burnt Hollow
S6005-09



EASTERN FIELDSTONE
Englewood
S6000-5



EASTERN FIELDSTONE
Hampton
S6020-5



EASTERN FIELDSTONE
Stonehill
S6015-5



EASTERN FIELDSTONE
Tishbury
S6010-5



EASTERN FIELDSTONE
Walden
S6025-5

ITALIAN FIELDSTONE

The new Italian Fieldstone is rugged, rustic and romantic.



ITALIAN FIELDSTONE
Bergamo
S5215-5



ITALIAN FIELDSTONE
Tivoli
S5200-5



ITALIAN FIELDSTONE
Toscana
S5220-5



ITALIAN FIELDSTONE
Venice
S5205-5



ITALIAN FIELDSTONE
Venice



SPLITFACE
Westin Willows

SPLITFACE

The appearance of stones that have been split in two revealing colorful veins.



SPLITFACE
Buckeye Blend
S4260-8



SPLITFACE
Great Lakes
S4250-8



SPLITFACE
Mansfield
S4255-7



SPLITFACE
Michigan
S4290-1



SPLITFACE
Westin Willows
S4275-08




SPLITFACE
Willows
S4285-0



RIVER ROCK
Minnesota Blend

RIVER ROCK

A natural, semi-rounded tumbled shape with varying shapes and sizes.



RIVER ROCK
Comfort Blend
S4330-8



RIVER ROCK
Desert Rust
S4350-8




RIVER ROCK
Mineral Gray
S4320-5



RIVER ROCK
Minnesota Blend
S4385-8



RIVER ROCK
Mission
S4315-08



RIVER ROCK
Natures Blend
S4355-8



RIVER ROCK
Northern Blend
S4345-8

PEBBLESTONE



PEBBLESTONE
River Bed
S5400-8

NUGGETS



NUGGETS
Superior
S5600-9

VENETIAN COBBLE

Large pieces with edges that have been sawn with a slightly uniform rectangular shape.



VENETIAN COBBLE
Biella
S5905-5



VENETIAN COBBLE
Florence
S5940-7



VENETIAN COBBLE
Genoa
S5920-5



VENETIAN COBBLE
Milan
S5910-5



VENETIAN COBBLE
Molise
S5930-6



VENETIAN COBBLE
Napoli
S5900-5



VENETIAN COBBLE
Salerno
S5915-5



VENETIAN COBBLE
Napoli



STONEBRICK
Beringer

STONEBRICK

The hybrid of stone and brick, it has irregular shapes and jagged edges.



STONEBRICK
Beringer
2501-07



STONEBRICK
Ferrara
2503-07



STONEBRICK
Linden
2506-07

NEW BRICK

Replicates the look of a new brick with no pock marks or irregular shapes.




NEW BRICK
Chicago Blend
2114-8



NEW BRICK
Dover
2112-8



NEW BRICK
Red Colonial
2110-8



NEW BRICK
Sienna Blend
2103-8



NEW BRICK
Chicago Blend

CLINKER


Styled after the misshaped clinker bricks that are chosen for their unique look lacking traditional brick uniformity.



CLINKER BRICK
Red
2600-8

ESTATE

A fairly flat appearance, but with a rough and bumpy surface texture.



ESTATE
Shelby
1204-07

USED BRICK

Captures the appearance of old-style, hand-crafted brick.



USED BRICK
Buff
1104-8



USED BRICK
Essex
1112-07




USED BRICK
Chicago Used
1100-8



USED BRICK
Lexington
1103-8



USED BRICK
Old World
1106-8



USED BRICK
Talbot
1114-07



TRAVERTINE
Crane
2200-07



TRAVERTINE
Elmwood
2207-07



TRAVERTINE
Mesa
2203-07



TRAVERTINE
Pima
2205-07



TRAVERTINE
Mesa

TRAVERTINE

Its visual divots and pock marks capture the timeless, classic design of brick.



①
POST CAP - PEAKED
Light Gray

②
LARGE FLAT SILL
Light Gray

③
KEYSTONE
Light Gray



④
CHISEL FACED SILL
Light Gray

⑤
HEAVY DUTY FLAT SILL
Antique Tan

⑥
LARGE HEARTHSTONE
Antique Tan



ACCESSORIES

The design for your project shouldn't stop at the stone selection. You can make a huge visual impact with accessories on your project. Electrical outlets, light fixtures, windows, walls, posts, transitions to siding or stucco, fireplace openings: these are all places you can use accessories to add impact to your project.

The full line of Boulder Creek accessories comes in color selections complimentary to every stone we make. You can see the full accessory offering by visiting bouldercreekstone.com.

Boulder CREEK®

Stone Products



A TRADITION OF QUALITY AND VALUE

Boulder Creek is a family-owned, premier manufacturer of stone and thin brick veneer. Since 1977, we have been committed to offering our customers the finest quality and best selection of products in the industry. We value and treat our customers as long-term partners, striving to exceed their expectations and deliver on our commitment to excellence.

Headquartered in Minneapolis, MN with distribution centers in California, Minnesota, Pennsylvania, and Texas, Boulder Creek Stone is ready to prove our commitment of quality and value.

Corporate Headquarters
Minneapolis, MN
800.762.5902

bouldercreekstone.com

Boulder Creek products can be installed inside or out by the professional and do-it-yourselfer alike. Please contact your local dealer or go to www.bouldercreekstone.com to get complete installation instructions.

Reproduction variations of the printing process may not accurately reflect product color. ©Boulder Creek Stone. Printed in the United States on American-made paper. v1.16

Photos in this brochure include different installation styles and grouting techniques for your design ideas. Stone coverage is based on a 3/8" - 1/2" grout joint. It is recommended that you contact Boulder Creek Stone or your local dealer to see a product sample prior to making your purchase.



MINERAL COMPOSITION UNITS
SURFACE BURNING CHARACTERISTICS
89TN
Flame Spread 0
Smoke Developed 0



LISTED CANULC-S102.
MINERAL COMPOSITION UNITS
SURFACE BURNING CHARACTERISTICS
89TN
Flame Spread 0
Smoke Developed 0

